















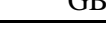














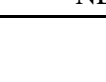








































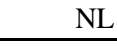




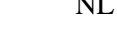













	Ref. / Doc. (2020)	Cites / Doc. (2years)	Citable Docs. (3years)	Total Cites (3years)	Total Refs. (2020)	Total Docs. (3years)	Total Docs. (2020)	H index	↓ SJR	Type	Title	
 US	171.93	25.28	79	2059	4986	79	29	262	11.695 Q1	journal	Annual Review of Plant Biology	1
 US	147.65	21.69	56	1260	2953	56	20	122	9.417 Q1	journal	Annual Review of Pathology: Mechanisms of Disease	2
 US	142.6	13.17	74	1238	3565	74	25	216	7.849 Q1	book series	Annual Review of Ecology, Evolution, and Systematics	3
 NL	288.33	18.39	64	1153	6920	65	24	94	7.743 Q1	journal	Fungal Diversity	4
 GB	81.61	14.64	218	2800	6529	220	80	182	7.128 Q1	journal	Systematic Biology	5
 GB	71.97	8.17	103	4739	13171	525	183	265	6.852 Q1	journal	Ecology Letters	6
 GB	68.21	14.82	739	10983	19098	779	280	218	6.637 Q1	journal	Molecular Biology and Evolution	7
 GB	56.42	10.03	276	3932	8124	391	144	342	6.476 Q1	journal	Trends in Ecology and Evolution	8
 US	138.12	12.73	76	1216	2348	76	17	160	6.195 Q1	journal	Annual Review of Phytopathology	9
 US	42.93	8.48	679	8497	11720	943	273	57	5.822 Q1	journal	Nature Ecology and Evolution	10
 US	138.25	17.36	76	1273	3318	78	24	198	5.551 Q1	journal	Annual Review of Entomology	11
 GB	36.2	7.11	386	4789	8508	656	235	71	5.380 Q1	journal	Nature Plants	12
 US	48.77	6.75	546	5787	16240	752	333	341	5.324 Q1	journal	Plant Cell	13
 US	244.89	11.7	319	3897	21550	319	88	165	4.993 Q1	journal	Biological Reviews	14
 US	57.99	9.6	380	4792	8872	474	153	115	4.588 Q1	journal	Molecular Plant	15
 GB	58.2	11.39	377	4844	9428	386	162	263	4.587 Q1	journal	Trends in Plant Science	16
 GB	66.06	9.8	743	8171	17505	748	265	173	4.422 Q1	journal	ISME Journal	17
 US	109.14	9.44	123	1150	4584	126	42	156	4.254 Q1	journal	Ecological Monographs	18
 GB	65.28	7.09	336	3014	7507	355	115	205	4.155 Q1	journal	Current Opinion in Plant Biology	19
 US	20.06	4.3	189	1919	2467	355	123	164	3.918 Q1	journal	Frontiers in Ecology and the Environment	20
 US	41.43	5.99	2265	15523	38487	2432	929	316	3.822 Q1	journal	Current Biology	21














GB	67.1	7.96	1570	14900	48381	1824	721	244	3.742 Q1	journal	New Phytologist	22
US	75.98	10.69	1374	16246	37684	1374	496	281	3.611 Q1	journal	Remote Sensing of Environment	23
US	57.12	6.79	1287	10821	31589	1467	553	312	3.554 Q1	journal	Plant Physiology	24
US	44.44	7.47	595	5126	7643	619	172	105	3.425 Q1	journal	Methods in Ecology and Evolution	25
GB	30.92	4.09	214	949	2257	218	73	122	3.307 Q1	journal	Biometrika	26
GB	73.91	6.35	385	2608	12490	398	169	152	3.164 Q1	journal	Global Ecology and Biogeography	27
GB	71.21	5.53	1005	7143	34677	1050	487	269	3.058 Q1	journal	Plant Journal	28
GB	63.62	6.29	393	2928	9416	408	148	136	2.960 Q1	journal	Molecular Ecology Resources	29
GB	68.06	7.17	960	7176	21846	966	321	222	2.910 Q1	journal	Soil Biology and Biochemistry	30
US	146.39	8.07	57	477	2635	60	18	38	2.879 Q1	journal	Annual Review of Animal Biosciences	31
 US	179.78	12.24	246	3419	25529	249	142	110	2.801 Q1	journal	Comprehensive Reviews in Food Science and Food Safety	32
 GB	43.98	4.78	258	2100	5454	376	124	209	2.761 Q1	journal	BioScience	33
GB	78.73	5.42	1202	7714	34639	1244	440	272	2.753 Q1	journal	Philosophical Transactions of the Royal Society B: Biological Sciences	34
 GB	99.11	6.9	224	1650	7929	224	80	109	2.747 Q1	journal	Fish and Fisheries	35
 US	58.46	5.86	197	1450	8477	251	145	83	2.734 Q1	journal	Journal of Integrative Plant Biology	36
US	155.38	12.98	76	975	2486	76	16	68	2.692 Q1	journal	Annual review of food science and technology	37
 GB	106.57	11.9	670	9617	38684	730	363	188	2.676 Q1	journal	Trends in Food Science and Technology	38
 GB	78.82	6.6	659	4745	18208	692	231	200	2.646 Q1	journal	Plant, Cell and Environment	39
 GB	79	5.14	1181	6685	32391	1240	410	225	2.619 Q1	journal	Molecular Ecology	40
 US	55.11	4.71	2458	12098	40399	2530	733	292	2.617 Q1	journal	Journal of Virology	41
 GB	73.38	6.09	1405	9251	41388	1412	564	242	2.616 Q1	journal	Journal of Experimental Botany	42






NL	49.11	8.94	1717	15703	37762	1722	769	159	2.471 Q1	journal	Food Hydrocolloids	43
GB	80.65	5.21	559	3184	16936	573	210	181	2.452 Q1	journal	Journal of Ecology	44
US	118.15	10.13	12	116	5671	12	48	24	2.413 Q1	journal	Wiley Interdisciplinary Reviews: Water	45
 US	72.27	7.78	281	2686	10768	299	149	90	2.362 Q1	journal	Advances in Nutrition	46
 GB	66.08	7.67	177	1608	8194	177	124	46	2.350 Q1	journal	Global Food Security	47
GB	60.11	4.66	1751	8585	37087	1787	617	253	2.342 Q1	journal	Proceedings of the Royal Society B: Biological Sciences	48
 GB	87.64	4.36	99	527	3856	105	44	92	2.323 Q1	journal	Cladistics	49
 GB	27.88	2.56	426	1199	6690	435	240	130	2.298 Q1	journal	Biometrics	50
GB	75.79	4.79	664	3494	16902	685	223	154	2.272 Q1	journal	Functional Ecology	51
 NL	68.29	5.23	1170	7021	29571	1251	433	199	2.227 Q1	journal	Biological Conservation	52
 GB	51.59	4.88	420	2518	10989	461	213	222	2.200 Q1	journal	Conservation Biology	53
 US	55.76	4.15	872	4260	16952	986	304	294	2.144 Q1	journal	Ecology	54
 GB	74	4.18	452	2098	18722	464	253	157	2.134 Q1	journal	Journal of Animal Ecology	55
 US	182.43	4.4	23	132	1277	23	7	75	2.121 Q1	journal	Quarterly Review of Biology	56
 DE	64.89	5.85	228	1421	6165	233	95	124	2.106 Q1	journal	Biology and Fertility of Soils	57
 GB	55.73	4.54	333	1852	6576	337	118	102	2.092 Q1	journal	Food Policy	58
 NL	56.22	4.46	310	1636	5510	347	98	41	2.068 Q1	journal	Current Opinion in Insect Science	59
 GB	72.06	5.49	503	3661	11890	539	165	69	2.053 Q1	journal	Ecosystem Services	60
 GB	81.52	3.75	216	877	5788	226	71	114	2.048 Q1	journal	Evolution and Human Behavior	61
GB	134.68	9.98	745	8084	77309	747	574	155	2.030 Q1	journal	Critical Reviews in Food Science and Nutrition	62
 AU	149.38	9.4	153	1426	21510	154	144	47	1.998 Q1	journal	Reviews in Aquaculture	63
 US	192.14	2.69	9	73	1345	23	7	69	1.997 Q1	book series	Advances in the Study of Behavior	64
 GB	58.22	4.33	660	3160	8325	685	143	152	1.975 Q1	journal	Plant and Cell Physiology	65
 US	82.63	3.31	451	1673	13469	500	163	205	1.954 Q1	journal	American Naturalist	66
 GB	70.09	4.89	1025	5631	31122	1079	444	188	1.954 Q1	journal	Environmental Microbiology	67
 NL	55.86	5.39	795	4752	10669	798	191	150	1.951 Q1	journal	Field Crops Research	68
















 DE	45.48	3.37	218	848	4684	235	103	111	1.949 Q1	journal	American Journal of Agricultural Economics	69
 GB	70.87	5.45	624	3425	16796	625	237	179	1.922 Q1	journal	Theoretical And Applied Genetics	70
 GB	101.1	3.96	1108	4945	45294	1125	448	182	1.884 Q1	journal	Quaternary Science Reviews	71
 GB	84.78	4.19	140	635	3815	141	45	72	1.859 Q1	journal	Geobiology	72
 GB	63.19	6.13	1460	9006	34310	1472	543	165	1.846 Q1	journal	Geoderma	73
 NL	65.68	5.4	1012	5842	20756	1016	316	174	1.844 Q1	journal	Agriculture, Ecosystems and Environment	74
 US	63.31	2.87	610	2167	14562	712	230	199	1.840 Q1	journal	Evolution; international journal of organic evolution	75
 NL	68.38	5.79	1053	6191	22974	1055	336	165	1.837 Q1	journal	Agricultural and Forest Meteorology	76
 NL	109.6	4.31	134	694	3836	136	35	99	1.801 Q1	journal	Reviews in Fish Biology and Fisheries	77
 CZ	87.83	4.19	38	178	1054	38	12	49	1.792 Q1	journal	Preslia	78
 NL	28.58	2.49	47	668	1829	318	64	65	1.785 Q1	journal	Physics of Life Reviews	79
 GB	38.79	7.27	5714	42304	72063	5727	1858	262	1.772 Q1	journal	Food Chemistry	80
 GB	60.32	4.55	320	1547	8264	320	137	114	1.718 Q1	journal	Insect Biochemistry and Molecular Biology	81
 GB	215.95	4.12	51	322	4535	53	21	116	1.713 Q1	journal	Critical Reviews in Plant Sciences	82
 CH	123.46	6.5	54	384	2963	54	24	23	1.713 Q1	journal	Current Forestry Reports	83
 NL	59.7	5.53	702	4237	14745	705	247	139	1.708 Q1	journal	Soil and Tillage Research	84
 US	89.38	3.11	369	1210	11619	375	130	122	1.707 Q1	journal	Journal of Human Evolution	85
GB	74.91	3.83	680	2785	16779	711	224	158	1.700 Q1	journal	Journal of Biogeography	86
US	73.87	4.24	628	2805	18542	634	251	197	1.700 Q1	journal	Limnology and Oceanography	87
GB	63.02	5.52	503	3229	12414	511	197	107	1.694 Q1	journal	Agricultural Systems	88
GB	83.38	3.59	166	611	5086	171	61	63	1.690 Q1	journal	Palaeontology	89
US	59.59	5.18	358	2005	7627	361	128	112	1.684 Q1	journal	European Journal of Agronomy	90


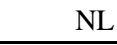
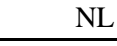
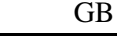
















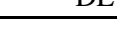


 US	89.81	5.66	184	1245	4311	185	48	102	1.670 Q1	journal	Agronomy for Sustainable Development	91
 US	0	0	473	2273	0	474	0	298	1.670 Q1	journal	Journal of Geophysical Research	92
 GB	65.8	5.57	1703	9371	48032	1706	730	115	1.668 Q1	journal	Land Use Policy	93
 US	70.52	3.78	356	1471	11989	357	170	148	1.643 Q1	journal	Ecosystems	94
 US	42.32	3.61	784	3287	14727	843	348	63	1.635 Q1	journal	International Journal of Geomechanics	95
 US	43.02	2.87	141	428	1807	142	42	32	1.630 Q1	journal	Food and Environmental Virology	96
 US	81.66	3.89	968	3802	16985	978	208	159	1.612 Q1	journal	Molecular Phylogenetics and Evolution	97
 GB	42.95	3.27	600	2117	8890	617	207	110	1.596 Q1	journal	Biology Letters	98
 AT	94.75	2.36	55	196	1137	55	12	33	1.590 Q1	journal	Myrmecological News	99
 GB	70.12	4.47	83	372	2875	84	41	76	1.574 Q1	journal	Mammal Review	100
 GB	73.41	3.68	605	2643	13580	632	185	176	1.567 Q1	journal	Annals of Botany	101
 DE	56.24	3.52	76	266	956	80	17	59	1.558 Q1	journal	Plant Reproduction	102
 US	42.79	0.61	21	104	599	22	14	36	1.556 Q1	book series	Malacologia	103
 US	56.43	4.57	1725	8341	34929	1732	619	324	1.552 Q1	journal	Applied and Environmental Microbiology	104
 GB	82.97	3.55	157	586	5061	161	61	66	1.552 Q1	journal	Systematic Entomology	105
 GB	60.41	5.54	2512	14671	62770	2537	1039	179	1.548 Q1	journal	Marine Pollution Bulletin	106
 DE	58.7	5.15	352	1830	8042	355	137	52	1.512 Q1	journal	Journal of Pest Science	107
 IE	69.5	4.54	727	3411	22030	735	317	150	1.508 Q1	journal	Plant Science	108
 GB	74.09	4.43	557	2862	20744	573	280	104	1.497 Q1	journal	Journal of Rural Studies	109
DE	102.83	3.97	51	319	1851	53	18	52	1.495 Q1	journal	Fungal Biology Reviews	110
DE	57.86	5.38	831	5052	11283	845	195	131	1.495 Q1	journal	Molecular Nutrition and Food Research	111
NL	58.22	4.72	1201	6257	24976	1207	429	128	1.493 Q1	journal	Agricultural Water Management	112
GB	82.8	3.81	441	1822	13330	448	161	132	1.487 Q1	journal	Progress in Oceanography	113














 US	45.63	3.91	2938	12522	47550	2955	1042	191	1.483 Q1	journal	Journal of Dairy Science	114
 GB	61.68	6.3	2176	14029	61001	2194	989	163	1.479 Q1	journal	Food Research International	115
 NL	60.8	3.81	367	1464	8269	369	136	174	1.448 Q1	journal	Plant Molecular Biology	116
 GB	45.29	3.83	1193	4916	20153	1226	445	97	1.444 Q1	journal	Soil Dynamics and Earthquake Engineering	117
 NL	47.91	5.15	773	4116	11833	783	247	165	1.425 Q1	journal	Meat Science	118
 NL	73.28	5.36	735	4061	20151	739	275	131	1.419 Q1	journal	Environmental and Experimental Botany	119
 US	0	13.38	7	107	0	8	0	5	1.416	conference and proceedings	2018 IoT Vertical and Topical Summit on Agriculture - Tuscany, IOT Tuscany 2018	120
 GB	66.01	3.62	458	1814	6997	483	106	130	1.414 Q1	journal	Tree Physiology	121
 GB	60.88	4.71	805	3925	15769	810	259	81	1.403 Q1	journal	Land Degradation and Development	122
 GB	57.21	3.48	91	347	3204	92	56	60	1.400 Q1	journal	European Review of Agricultural Economics	123
 US	55.95	4.43	2262	10419	43022	2264	769	122	1.398 Q1	journal	Fish and Shellfish Immunology	124
 NL	47.45	5.71	628	3558	12005	630	253	140	1.397 Q1	journal	Postharvest Biology and Technology	125
 NL	62.87	4.87	791	3994	13957	794	222	140	1.392 Q1	journal	Aquatic Toxicology	126
 DE	59.01	4.49	402	1866	8497	408	144	108	1.386 Q1	journal	Plant Cell Reports	127
 DE	61.26	3.1	190	725	3982	195	65	79	1.372 Q1	journal	Basic and Applied Ecology	128
 NL	45.09	5.48	1681	9417	24935	1694	553	125	1.371 Q1	journal	Food Control	129
 GB	28.23	2.26	1559	4857	17162	1978	608	185	1.367 Q1	journal	Journal of Experimental Biology	130
 NL	50.37	5.8	561	3396	11534	564	229	110	1.366 Q1	journal	Innovative Food Science and Emerging Technologies	131
 US	51.95	5.3	671	3713	12365	674	238	119	1.363 Q1	journal	Food Microbiology	132
 GB	59.94	3.96	1095	4368	28589	1106	477	95	1.355 Q1	journal	Marine Policy	133
 GB	70.28	4.04	405	1761	17077	419	243	146	1.351 Q1	journal	Physiologia Plantarum	134


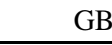
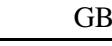



















GB	61.55	2.88	673	2169	15388	693	250	117	1.348 Q1	journal	ICES Journal of Marine Science	135
GB	75.08	2.58	376	1114	9160	380	122	123	1.328 Q1	journal	Integrative and Comparative Biology	136
DE	68.51	2.82	797	2414	16373	803	239	195	1.328 Q1	journal	Oecologia	137
US	71.22	5.59	110	506	2920	110	41	28	1.312 Q1	journal	Current Nutrition Reports	138
NL	52.21	5.03	921	5017	15192	935	291	190	1.310 Q1	journal	International Journal of Food Microbiology	139
 NL	57.25	5.16	286	1714	5095	318	89	38	1.297 Q1	journal	Current Opinion in Food Science	140
 GB	76.93	3.36	455	1683	13309	456	173	156	1.297 Q1	journal	Freshwater Biology	141
	50.56	4.38	986	4349	24672	999	488	125	1.296 Q1	journal	Pest Management Science	142
NL	93.67	3.22	1309	4529	42622	1343	455	154	1.295 Q1	journal	Palaeogeography, Palaeoclimatology, Palaeoecology	143
	41.9	5.41	1048	5672	12780	1051	305	179	1.291 Q1	journal	Journal of Food Engineering	144
 GB	50.95	2.4	200	557	3057	201	60	82	1.290 Q1	journal	Agricultural Economics (United Kingdom)	145
 DE	61.87	2.73	268	809	7363	277	119	77	1.290 Q1	journal	Animal Cognition	146
 GB	72.01	2.15	467	1201	11450	483	159	128	1.289 Q1	journal	Journal of Evolutionary Biology	147
NL	73.1	3.41	1944	7143	50149	1964	686	176	1.288 Q1	journal	Forest Ecology and Management	148
DE	67.07	3.52	327	1290	9860	352	147	109	1.287 Q1	journal	Coral Reefs	149
DE	58.58	2.58	279	727	6268	284	107	36	1.282 Q1	journal	Mycological Progress	150
 NL	69.65	3.81	1252	5154	30508	1264	438	190	1.280 Q1	journal	Plant and Soil	151
 US	55.69	3.6	551	2006	11751	552	211	131	1.264 Q1	journal	Phytopathology	152
 US	67.59	2.37	819	2235	16019	845	237	166	1.261 Q1	journal	Animal Behaviour	153
	73.22	3.95	675	2766	16109	681	220	158	1.253 Q1	journal	Planta	154
DE	94.5	3.29	143	478	3024	147	32	78	1.250 Q1	journal	Perspectives in Plant Ecology, Evolution and Systematics	155
 US	81.17	3.51	149	621	10633	162	131	46	1.249 Q1	journal	Journal of Systematics and Evolution	156
 GB	59.42	4.29	285	1229	8676	302	146	111	1.244 Q1	journal	European Journal of Soil Science	157












NL	65.5	3.97	799	3621	19126	806	292	117	1.243 Q1	journal	Applied Soil Ecology	158
US	77.02	4.96	296	1537	8241	301	107	90	1.234 Q1	journal	Astrobiology	159
DE	47.55	3.48	538	1968	10034	554	211	46	1.232 Q1	journal	Ticks and Tick-borne Diseases	160
US	49.9	2.92	265	855	3992	278	80	69	1.229 Q1	journal	Environmental Microbiology Reports	161
 US	128.85	5.82	100	584	15076	100	117	72	1.228 Q1	journal	Food Reviews International	162
 GB	51.03	2.54	52	267	1684	54	33	57	1.223 Q1	journal	Animal Health Research Reviews	163
 US	61.19	2.85	476	1525	9240	532	151	151	1.218 Q1	journal	American Journal of Botany	164
 US	58.62	3.25	455	1644	14538	463	248	100	1.214 Q1	journal	Restoration Ecology	165
NL	44.33	7.27	1298	9479	28725	1300	648	115	1.208 Q1	journal	Computers and Electronics in Agriculture	166
 GB	72.12	2.94	173	527	4111	175	57	64	1.204 Q1	journal	Zoologica Scripta	167
 DE	71.84	2.65	525	1373	10919	538	152	120	1.203 Q1	journal	Behavioral Ecology and Sociobiology	168
 US	62.5	5.21	87	433	1875	89	30	24	1.203 Q1	journal	Entomologia Generalis	169
US	49.17	5.04	4155	21746	74834	4222	1522	297	1.203 Q1	journal	Journal of Agricultural and Food Chemistry	170
 US	46.43	2.98	548	1995	9193	622	198	171	1.201 Q1	journal	Journal of the Academy of Nutrition and Dietetics	171
 AU	67.52	2.51	129	324	2228	131	33	49	1.187 Q1	journal	Invertebrate Systematics	172
 GB	138.47	5.72	77	425	7062	77	51	61	1.184 Q1	journal	Reviews in Fisheries Science and Aquaculture	173
 FR	60.32	4.14	1203	5702	32755	1206	543	124	1.170 Q1	journal	Plant Physiology and Biochemistry	174
NL	68.29	2.68	783	2569	17005	794	249	109	1.167 Q1	journal	Biological Invasions	175
NL	64.22	4.4	495	2353	10019	497	156	99	1.165 Q1	journal	Applied Geography	176
 DE	64.31	4.63	651	3276	18007	658	280	74	1.163 Q1	journal	Urban Forestry and Urban Greening	177
 GB	62.79	1.93	466	1138	8100	550	129	118	1.162 Q1	journal	Behavioral Ecology	178

NL	84.83	4.13	338	1511	12555	339	148	91	1.162 Q1	journal	Harmful Algae	179
US	67.36	4.04	528	2207	12865	535	191	128	1.161 Q1	journal	Microbial Ecology	180
NL	66.34	3.12	355	1150	7894	366	119	113	1.158 Q1	journal	Photosynthesis Research	181
US	50.77	3.25	132	451	2843	138	56	61	1.157 Q1	journal	Journal of Agricultural Economics	182
DE	75.06	2.6	1186	3223	27921	1188	372	188	1.151 Q1	journal	Marine Ecology - Progress Series	183
GB	81.35	2.99	320	926	12446	320	153	83	1.148 Q1	journal	Zoological Journal of the Linnean Society	184
 US	52.15	4.26	556	2558	9282	559	178	85	1.147 Q1	journal	Food and Bioprocess Technology	185
 GB	54.18	4.94	1811	9614	48379	1817	893	76	1.145 Q1	journal	Food and Function	186
 CN	54.04	3.41	509	1930	14646	618	271	52	1.143 Q1	journal	Science China Life Sciences	187
 GB	53.29	4.18	70	300	2025	75	38	34	1.141 Q1	journal	Aquaculture, Economics and Management	188
 FR	43.31	2.04	52	107	563	53	13	27	1.139 Q1	journal	Cryptogamie, Mycologie	189
 GB	54.14	5.43	548	3000	12290	558	227	120	1.135 Q1	journal	Food Quality and Preference	190
 NL	64.62	3.52	477	1918	14345	514	222	68	1.132 Q1	journal	Forest Policy and Economics	191
 GB	84.82	2.64	118	310	2799	119	33	93	1.131 Q1	journal	Paleobiology	192
 GB	75.32	2.85	390	1249	10846	392	144	122	1.130 Q1	journal	Deep-Sea Research Part I: Oceanographic Research Papers	193
 GB	178.31	1.28	87	275	2318	88	13	75	1.129 Q1	journal	ILAR Journal	194
 US	69.61	2.34	320	914	7170	336	103	115	1.100 Q1	journal	Journal of Vegetation Science	195
 GB	47.12	6.34	321	1955	8057	322	171	34	1.098 Q1	journal	Food Packaging and Shelf Life	196
 GB	53.04	3.27	161	635	3872	162	73	74	1.095 Q1	journal	Journal of Agronomy and Crop Science	197
 DE	65.09	3.19	192	722	4166	200	64	89	1.095 Q1	journal	Mycorrhiza	198
 CA	65.78	2.46	560	1460	10590	563	161	153	1.090 Q1	journal	Canadian Journal of Fisheries and Aquatic Sciences	199
 CN	60.66	3.81	243	1213	5035	259	83	61	1.084 Q1	journal	Pedosphere	200
 US	68.61	1.97	206	437	3156	206	46	94	1.077 Q1	journal	Auk	201




















 NL	56.49	4.09	2099	9000	61237	2108	1084	176	1.066 Q1	journal	Aquaculture	202
 NL	53.36	5.62	2660	15080	52718	2663	988	129	1.066 Q1	journal	Industrial Crops and Products	203
 NL	45.1	2.77	181	635	7397	182	164	76	1.065 Q1	journal	Agriculture and Human Values	204
 GB	71.29	2.91	142	411	4848	145	68	39	1.061 Q1	journal	Insect Conservation and Diversity	205
 US	38.34	4.04	280	1019	3374	281	88	53	1.061 Q1	journal	International Journal of Dairy Technology	206
 NL	133.74	5	169	953	9897	173	74	83	1.054 Q1	journal	Phytochemistry Reviews	207
 JP	46.67	2.64	178	564	2847	180	61	50	1.048 Q1	journal	Microbes and Environments	208
 US	149.74	5.89	9	691	6439	112	43	119	1.047 Q1	book series	Advances in Agronomy	209
 US	58.15	4.24	988	4781	23378	994	402	64	1.044 Q1	journal	Algal Research	210
 US	48	2.23	97	208	1680	99	35	71	1.041 Q1	journal	Journal of experimental psychology. Animal learning and cognition	211
 NL	76.61	3.09	568	2102	22600	571	295	96	1.041 Q1	journal	Marine Environmental Research	212
 NL	70.8	3.1	272	912	5806	281	82	55	1.039 Q1	journal	Fungal Ecology	213
 GB	56.61	5.1	880	4355	19701	883	348	180	1.037 Q1	journal	Biomass and Bioenergy	214
 NL	75.6	2.98	587	2036	15952	642	211	131	1.033 Q1	journal	Biodiversity and Conservation	215
 DE	56.47	3.45	565	2039	8244	567	146	130	1.032 Q1	journal	Journal of Plant Physiology	216
 NL	53.5	3.04	210	729	4066	213	76	97	1.032 Q1	journal	Nutrient Cycling in Agroecosystems	217
 DE	64.83	2.58	101	242	1945	101	30	41	1.031 Q1	journal	Evolutionary Biology	218
 NL	50.53	3.26	617	2133	14451	619	286	119	1.029 Q1	journal	Animal Feed Science and Technology	219
 GB	38.58	2.58	180	494	3125	180	81	82	1.028 Q1	journal	Medical and Veterinary Entomology	220
 NL	50.36	5.11	85	392	1259	86	25	43	1.023 Q1	journal	NJAS - Wageningen Journal of Life Sciences	221
 NL	47.06	5.42	188	1054	4847	190	103	63	1.023 Q1	journal	Precision Agriculture	222
 GB	68.17	2.11	360	802	6544	370	96	76	1.022 Q1	journal	Journal of Avian Biology	223
 US	0	0	7	39	0	9	0	43	1.020 Q1	journal	Dairy Science and Technology	224
















US	84.77	2.27	148	386	5595	152	66	62	1.019 Q1	journal	Vegetation History and Archaeobotany	225
 GB	65.65	2.55	145	369	3611	146	55	80	1.016 Q1	journal	Fisheries Oceanography	226
	48.29	2.23	45	124	338	61	7	30	1.013 Q1	journal	Fly	227
NL	57.15	2.91	180	651	6286	190	110	25	1.006 Q1	journal	Journal of Contextual Behavioral Science	228
 AU	59.13	3.13	255	848	5676	255	96	86	1.002 Q1	journal	International Journal of Wildland Fire	229
 GB	66.09	1.74	170	350	3040	178	46	62	0.998 Q1	journal	Arthropod Structure and Development	230
 US	60.36	3.4	560	2007	11830	566	196	98	0.997 Q1	journal	Biological Control	231
 GB	61.04	2.73	277	887	11963	288	196	45	0.991 Q1	journal	Insect Science	232
NL	48.43	2.86	276	900	5860	304	121	49	0.989 Q1	journal	Food Security	233
 US	68.44	1.93	326	712	8486	350	124	81	0.988 Q1	journal	American Journal of Primatology	234
 US	68.29	2.71	350	1074	6146	357	90	54	0.982 Q1	journal	Ecohydrology	235
US	43.71	4.4	522	2446	10272	530	235	114	0.982 Q1	journal	Journal of Food Composition and Analysis	236
 NL	60.23	3.13	297	985	6685	298	111	103	0.973 Q1	journal	Fungal Biology	237
 NL	52.86	3.1	1083	3357	21093	1097	399	101	0.969 Q1	journal	Acta Tropica	238
NL	67.17	2.08	426	1127	9606	429	143	125	0.965 Q1	journal	Journal of Experimental Marine Biology and Ecology	239
 US	128.05	1.99	52	326	4866	122	38	64	0.961 Q1	book series	Advances in Botanical Research	240
 US	42.05	3.64	73	293	883	74	21	20	0.957 Q1	journal	Food Structure	241
US	18.3	1.92	161	357	732	163	40	85	0.957 Q1	journal	Physiological and Biochemical Zoology	242
 GB	48.98	3.36	195	645	2596	208	53	93	0.955 Q1	journal	Insect Molecular Biology	243

















 US	70	2.12	71	185	1750	76	25	67	0.953 Q1	journal	Human Nature	244
 GB	56.19	4.4	2028	9232	43269	2060	770	172	0.951 Q1	journal	Food and Chemical Toxicology	245
 GB	61.79	2.82	575	1714	11988	588	194	114	0.951 Q1	journal	Parasitology	246
 GB	69.63	2.37	484	1338	14832	510	213	77	0.950 Q1	journal	Aquatic Conservation: Marine and Freshwater Ecosystems	247
 US	86.8	2.39	196	499	6076	201	70	74	0.950 Q1	journal	Boreas	248
 GB	68.47	2.57	462	1212	12736	462	186	105	0.944 Q1	journal	Estuaries and Coasts	249
 GB	57.8	2.66	112	378	2890	113	50	39	0.942 Q1	journal	International Journal of Agricultural Sustainability	250
 GB	61.6	3.38	465	1615	11643	465	189	79	0.941 Q1	journal	Aquaculture Nutrition	251
 US	65.14	2.07	419	971	9510	476	146	111	0.940 Q1	journal	Journal of Wildlife Management	252
 US	65.31	2.5	120	283	3200	120	49	47	0.936 Q1	journal	Organisms Diversity and Evolution	253
 US	52.56	3.68	480	1769	11300	486	215	84	0.934 Q1	journal	Pesticide Biochemistry and Physiology	254
 DE	54.43	3.72	191	686	4137	195	76	99	0.933 Q1	journal	Systematic and Applied Microbiology	255
 GB	57.36	2.3	449	1103	11530	459	201	118	0.932 Q1	journal	Journal of Anatomy	256
 DE	67.49	2.36	557	1375	12553	566	186	119	0.930 Q1	journal	Marine Biology	257
 FR	51.18	2.75	183	551	3378	183	66	72	0.928 Q1	journal	European Journal of Soil Biology	258
 US	44.35	2.59	1458	3707	18451	1468	416	156	0.928 Q1	journal	Journal of Animal Science	259
 DE	41.64	3	398	1157	5330	398	128	97	0.928 Q1	journal	Journal of Mathematical Biology	260
 GB	44.77	2.46	499	1323	6940	506	155	85	0.928 Q1	journal	Plant Pathology	261
 US	72.15	2.13	128	288	3968	129	55	57	0.926 Q1	journal	Lethaia	262
 GB	58.24	2.32	850	2103	16015	866	275	94	0.925 Q1	journal	Fisheries Research	263
 GB	37.58	2.51	1979	5938	31226	2122	831	173	0.925 Q1	journal	International Journal of Systematic and Evolutionary Microbiology	264
 US	66.35	3.1	355	1108	8161	356	123	101	0.919 Q1	journal	Plant Growth Regulation	265

NL													
GB	38.2	2.5	449	1178	3018	463	79	107	0.918 Q1	journal	Veterinary Journal	266	
AU	64.49	2.83	320	917	7416	320	115	116	0.917 Q1	journal	Functional Plant Biology	267	
GB	69.15	3.34	878	3103	19431	907	281	84	0.916 Q1	journal	Ocean and Coastal Management	268	
US	63.34	2.04	296	623	6397	299	101	96	0.915 Q1	journal	Journal of Zoology	269	
GB	55.36	2.31	238	563	4595	240	83	110	0.915 Q1	journal	Mycologia	270	
US	46.71	2.39	254	618	3270	258	70	91	0.914 Q1	journal	Weed Science	271	
GB	52.07	4.3	293	1281	12757	293	245	32	0.912 Q1	journal	Food Bioscience	272	
US	267	3	8	21	267	8	1	40	0.912 Q1	book series	Wildlife Monographs	273	
US	116.25	1.64	34	55	465	34	4	10	0.911 Q1	journal	Opuscula Philolichenum	274	
GB	58.97	2.34	132	342	5071	139	86	42	0.910 Q1	journal	Bird Conservation International	275	
US	32.22	3.64	595	2191	7217	605	224	116	0.910 Q1	journal	Journal of Cereal Science	276	
NL	68.45	2.28	150	319	4518	150	66	83	0.909 Q1	journal	Evolutionary Ecology	277	
GB	74.3	1.8	605	1218	13300	613	179	112	0.906 Q1	journal	Biological Journal of the Linnean Society	278	
 NL	51.84	3.57	2093	7620	38514	2095	743	112	0.906 Q1	journal	Scientia Horticulturae	279	
GB	57.98	2.22	152	373	4986	161	86	34	0.904 Q1	journal	Integrative Zoology	280	
 NL	43.11	2.98	484	1559	8579	485	199	140	0.903 Q1	journal	International Dairy Journal	281	
 GB	56.02	2.1	395	930	5378	402	96	99	0.899 Q1	journal	Journal of Insect Physiology	282	
 US	41.5	5.07	581	3137	9794	588	236	110	0.894 Q1	journal	Biosystems Engineering	283	
 GB	64.53	2.34	496	1380	7873	501	122	111	0.893 Q1	journal	Continental Shelf Research	284	
 US	63.31	1.8	155	377	3482	174	55	77	0.893 Q1	journal	International Journal of Primatology	285	
 CH	73.6	2.57	189	513	6035	189	82	73	0.881 Q1	journal	Aquatic Sciences	286	
NL	40.4	4.02	628	2568	11232	631	278	79	0.881 Q1	journal	Journal of Loss Prevention in the Process Industries	287	
 CH	58	1.66	49	109	928	49	16	28	0.875 Q1	journal	Alpine Botany	288	
 NL	45.53	3.26	207	635	3096	208	68	68	0.875 Q1	journal	BioControl	289	
 US	81.48	1.66	202	401	4237	203	52	78	0.874 Q1	journal	Condor	290	
 GB	61.95	2.48	130	448	3469	131	56	72	0.874 Q1	journal	European Journal of Phycology	291	



























DE	62.07	2.16	625	1332	10490	628	169	78	0.874 Q1	journal	Polar Biology	292
GB	77.54	2.66	275	671	8219	277	106	68	0.872 Q1	journal	Botanical Journal of the Linnean Society	293
 US	64.55	1.84	129	258	2711	136	42	83	0.871 Q1	journal	Journal of comparative psychology (Washington, D.C. : 1983)	294
 US	61.74	2.69	394	1056	9570	398	155	87	0.871 Q1	journal	Plant Biology	295
 GB	61.49	2.06	202	477	3874	208	63	93	0.870 Q1	journal	Journal of Plankton Research	296
 US	45.93	2.14	679	1549	11803	692	257	99	0.866 Q1	journal	Journal of Medical Entomology	297
 US	43.6	2.05	141	296	2049	154	47	93	0.865 Q1	journal	Behavior Genetics	298
 GB	66.89	2.22	287	622	11170	288	167	81	0.865 Q1	journal	Ecological Entomology	299
 IN	15.87	4.47	93	370	714	102	45	30	0.859 Q1	journal	Animal Frontiers	300
 US	66.45	3.7	330	1209	17941	330	270	82	0.858 Q1	journal	Journal of Plant Growth Regulation	301
 DE	57.2	2.45	228	622	4748	233	83	44	0.857 Q1	journal	Dendrochronologia	302
 US	56.73	2.4	309	766	5900	316	104	114	0.855 Q1	journal	Journal of Chemical Ecology	303
 US	65.85	2.9	1158	3457	28448	1173	432	134	0.852 Q1	journal	Estuarine, Coastal and Shelf Science	304
 GB	66.02	2.7	284	795	9309	304	141	127	0.850 Q1	journal	Journal of Phycology	305
 US	74.81	1.6	156	310	2693	163	36	77	0.850 Q1	journal	Palaios	306
 US	50.35	2.74	383	1065	7351	387	146	88	0.849 Q1	journal	Journal of Invertebrate Pathology	307
 US	108.24	2.92	40	106	1840	40	17	68	0.848 Q1	journal	Botanical Review, The	308
 NL	62.4	2.62	91	224	2683	93	43	15	0.847 Q2	journal	Food Webs	309
 NL	74.18	2.47	1235	3134	25889	1256	349	141	0.843 Q1	journal	Hydrobiologia	310
 GB	0	7	1	7	0	1	0	10	0.839 Q1	journal	Fern Gazette	311
 US	46.65	4.32	374	1674	8676	376	186	71	0.838 Q1	journal	Food and Bioproducts Processing	312
US	66.51	1.89	382	820	8447	394	127	98	0.838 Q1	journal	Journal of Mammalogy	313
AT	60.1	2.89	459	1413	8114	477	135	74	0.836 Q1	journal	Protoplasma	314
US	55.31	2.15	492	1222	8130	500	147	168	0.836 Q1	journal	Soil Science Society of America Journal	315










 US	65.28	2.05	177	365	5092	179	78	11	0.834 Q1	journal	Journal of Experimental Zoology Part A: Ecological and Integrative Physiology	316
 US	37.21	3.05	302	959	3758	307	101	69	0.833 Q1	journal	Foodborne Pathogens and Disease	317
 NL	53.65	2.53	468	1198	5741	468	107	101	0.833 Q1	journal	Molecular Breeding	318
 GB	27.63	1.74	48	84	525	48	19	7	0.831 Q1	journal	Current protocols in plant biology	319
GB	40.38	3.44	947	3250	19623	955	486	96	0.831 Q1	journal	International Journal of Food Science and Technology	320
 NL	67.55	2.4	340	870	8038	342	119	105	0.828 Q1	journal	Journal of Marine Systems	321
 NL	71.05	2.32	340	759	5826	342	82	73	0.826 Q2	journal	Conservation Genetics	322
 US	43.46	1.94	92	200	565	93	13	36	0.825 Q1	journal	Journal of Forest Economics	323
US	59.83	1.79	114	245	4547	129	76	63	0.823 Q1	journal	Journal of Experimental Zoology Part B: Molecular and Developmental Evolution	324
 DE	65.56	1.81	107	251	2819	108	43	69	0.820 Q1	journal	Pedobiologia	325
 US	47.55	3.9	643	2424	12505	645	263	176	0.820 Q1	journal	Phytochemistry	326
US	69.79	2.63	803	2121	16681	818	239	119	0.819 Q1	journal	General and Comparative Endocrinology	327
 GB	46.22	2.63	552	1480	7349	554	159	85	0.819 Q1	journal	Journal of Fish Diseases	328
 JP	63	1.93	103	198	2142	107	34	59	0.819 Q2	journal	Population Ecology	329
 AT	29.55	0.98	271	671	5703	547	193	81	0.819 Q1	journal	Taxon	330
GB	47.21	2.17	1092	2497	16950	1095	359	101	0.818 Q1	journal	Journal of Economic Entomology	331
 US	41.96	2.5	609	1722	12546	618	299	95	0.816 Q1	journal	Preventive Veterinary Medicine	332
US	60.6	2.09	309	737	6666	310	110	70	0.816 Q1	journal	Rangeland Ecology and Management	333
 US	53.58	2.7	1373	3693	30541	1378	570	133	0.816 Q1	journal	Theriogenology	334
 DE	41.44	2.8	136	390	2072	136	50	49	0.815 Q1	journal	Food Biophysics	335



















DE	67.65	1.91	226	491	4397	227	65	80	0.814 Q1	journal	Journal of Comparative Physiology B: Biochemical, Systemic, and Environmental Physiology	336
 US	65.84	2.03	273	610	8625	289	131	96	0.813 Q2	journal	Biotropica	337
 AU	49.92	2.12	243	593	5192	245	104	83	0.811 Q1	journal	Apidologie	338
 DE	62.97	2.28	207	459	5415	207	86	68	0.810 Q2	journal	Wildlife Research	339
 DE	45.02	2.88	124	410	1936	127	43	69	0.806 Q1	journal	Irrigation Science	340
DE	57.24	1.57	232	446	4350	238	76	92	0.800 Q1	journal	Journal of Comparative Physiology A: Neuroethology, Sensory, Neural, and Behavioral Physiology	341
 US	52.46	2.47	49	123	682	55	13	48	0.799 Q2	journal	Ecological Psychology	342
 US	54.1	3.4	194	679	3841	194	71	78	0.798 Q1	journal	Marine Biotechnology	343
 GB	47.64	2.49	822	2373	14627	823	307	99	0.797 Q1	journal	Crop Protection	344
 GB	48.4	2.24	326	785	5324	327	110	60	0.795 Q1	journal	Journal of Applied Entomology	345
 JP	52.98	2.1	249	603	4238	264	80	67	0.795 Q1	journal	Journal of Plant Research	346
 NL	61.36	3.11	143	423	4970	144	81	15	0.792 Q1	journal	Rhizosphere	347
 GB	64.18	2.6	219	604	5776	220	90	63	0.790 Q1	journal	European Journal of Forest Research	348
GB	56.33	2.1	160	422	4056	189	72	42	0.789 Q1	journal	Agroecology and Sustainable Food Systems	349
 NL	50.8	1.72	631	1285	8585	644	169	78	0.784 Q1	journal	Behavioural Processes	350
 GB	53.49	1.78	225	490	2835	227	53	97	0.783 Q2	journal	Die Naturwissenschaften	351
GB	45.03	3.49	2064	7411	32872	2068	730	142	0.782 Q1	journal	Journal of the Science of Food and Agriculture	352
 NL	33.11	3.83	190	752	2980	190	90	77	0.775 Q1	journal	Plant Foods for Human Nutrition	353
 NL	51.27	3.43	271	964	5588	273	109	55	0.774 Q2	journal	Ecological Informatics	354
 US	42.42	2.9	1140	3700	20745	1212	489	150	0.772 Q1	journal	Journal of Food Science	355



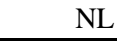
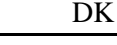
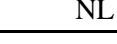











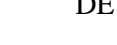






AU	32.25	1.24	474	601	5514	495	171	18	0.772 Q1	journal	Systematic and Applied Acarology	356
GB	71.47	2.1	160	348	5217	163	73	41	0.772 Q1	journal	Systematics and Biodiversity	357
NL	63.61	2.88	129	420	6297	131	99	23	0.769 Q2	journal	Geoderma Regional	358
GB	80.3	2	135	291	6183	140	77	50	0.769 Q1	journal	Journal of Zoological Systematics and Evolutionary Research	359
 US	37.56	3.41	143	576	2742	148	73	72	0.767 Q1	journal	Aquacultural Engineering	360
US	41.17	2.33	230	527	2923	235	71	75	0.766 Q1	journal	Journal of Soils and Water Conservation	361
 GB	50.14	1.99	316	679	5265	322	105	83	0.765 Q1	journal	Entomologia Experimentalis et Applicata	362
 DE	59.21	1.74	298	564	3908	298	66	46	0.765 Q1	journal	Mammalian Biology	363
US	61.1	2.44	289	756	6354	295	104	77	0.763 Q1	journal	Annals of Forest Science	364
GB	48.11	2.28	130	344	4282	166	89	55	0.762 Q1	journal	Canadian Journal of Plant Pathology	365
CN	52.58	1.88	84	153	1998	84	38	16	0.761 Q1	journal	Asian Herpetological Research	366
US	52.02	2.23	831	1980	15449	840	297	147	0.760 Q1	journal	Crop Science	367
US	84.58	2.18	106	232	5836	107	69	49	0.760 Q2	journal	Journal of Mammalian Evolution	368
DE	61.23	2.08	171	347	4715	172	77	49	0.760 Q1	journal	Zoology	369
GB	35.64	2.66	313	998	5025	360	141	81	0.756 Q1	journal	Animal Genetics	370
	62.04	2.42	152	345	2792	153	45	55	0.755 Q1	journal	Agricultural and Forest Entomology	371
US	43.67	1.65	155	317	3144	162	72	89	0.755 Q2	journal	Theoretical Population Biology	372
IN	54.32	2.41	318	990	10809	319	199	35	0.754 Q1	journal	Physiology and Molecular Biology of Plants	373
 US	59.95	3.22	358	1170	8813	359	147	108	0.753 Q1	journal	Comparative Biochemistry and Physiology Part - C: Toxicology and Pharmacology	374
	48.7	2.22	883	2176	24251	892	498	131	0.752 Q1	journal	Agronomy Journal	375










JP	41.16	2.94	41	157	1276	56	31	15	0.752 Q1	journal	Bioscience of Microbiota, Food and Health	376
 US	54.13	2.17	530	1095	8607	532	159	89	0.749 Q1	journal	Environmental Entomology	377
 GB	68.05	2.01	163	361	2926	163	43	63	0.747 Q1	journal	Forestry	378
 US	41.06	1.86	511	1052	7884	524	192	81	0.747 Q2	journal	Plant Signaling and Behavior	379
 GB	45.65	2.16	223	529	4519	227	99	61	0.747 Q1	journal	Soil Science and Plant Nutrition	380
 NL	42.39	2.21	303	855	4705	324	111	73	0.744 Q1	journal	Mycopathologia	381
	66.39	1.7	228	461	4050	230	61	116	0.743 Q1	journal	Freshwater Science	382
GB	37.45	3.15	122	396	1498	122	40	27	0.741 Q2	journal	Food Additives and Contaminants: Part B Surveillance	383
 GB	54.21	2.07	79	165	3849	79	71	32	0.740 Q2	journal	Bioacoustics	384
 US	150.75	5.11	1	231	3015	40	20	62	0.739 Q2	book series	Advances in Ecological Research	385
	58.93	1.57	296	483	6954	305	118	74	0.739 Q1	journal	Ethology	386
NL	83.92	1.96	308	644	9735	310	116	76	0.738 Q2	journal	Review of Palaeobotany and Palynology	387
 NL	58.3	1.64	168	268	3498	169	60	77	0.737 Q1	journal	Behaviour	388
 DE	62.45	2.34	305	745	5183	305	83	59	0.735 Q1	journal	Tree Genetics and Genomes	389
 NL	51.21	2.35	255	590	4148	256	81	94	0.733 Q1	journal	Aquatic Botany	390
 GB	35.51	2.7	227	617	2805	237	79	82	0.733 Q1	journal	Avian Pathology	391
	49.92	2.64	187	472	2945	190	59	66	0.731 Q1	journal	Phycologia	392
SE	53.37	2.01	236	504	3042	242	57	62	0.729 Q1	journal	Scandinavian Journal of Forest Research	393
 AU	58.89	2.2	337	765	5771	342	98	89	0.728 Q1	journal	Crop and Pasture Science	394
 NL	49	2.36	513	1316	7742	517	158	110	0.726 Q1	journal	Applied Animal Behaviour Science	395
 US	28.47	0.93	211	342	2847	315	100	79	0.725 Q1	journal	Fisheries	396
 US	56.57	2.18	147	333	2602	147	46	38	0.725 Q2	journal	Journal of Plant Biology	397
US	36.02	1.64	326	609	4538	327	126	67	0.725 Q1	journal	Weed Technology	398






















CH	41.36	2.58	185	468	1861	191	45	83	0.724 Q1	journal	Transgenic Research	399
US	57.45	1.74	186	445	6836	247	119	78	0.723 Q2	journal	Marine Mammal Science	400
US	53.09	1.97	214	503	2389	214	45	46	0.722 Q1	journal	Zebrafish	401
US	65.81	2.55	375	924	13425	390	204	78	0.720 Q2	journal	Journal of Great Lakes Research	402
GB	56.02	1.59	252	484	4874	254	87	38	0.718 Q2	journal	Journal of Plant Ecology	403
GB	52.89	2.53	224	570	2380	228	45	56	0.716 Q1	journal	Grass and Forage Science	404
DE	47.05	2.2	1196	2593	20139	1204	428	94	0.716 Q2	journal	Parasitology Research	405
GB	47	2.15	102	233	1457	102	31	49	0.715 Q1	journal	Archives of Animal Nutrition	406
GB	54.28	2.8	611	1822	14167	613	261	66	0.715 Q1	journal	Journal of Thermal Biology	407
JP	47.95	1.7	161	321	4028	182	84	54	0.715 Q1	journal	Primates	408
BR	68.15	1.55	74	135	2249	74	33	10	0.714 Q1	journal	South American Journal of Herpetology	409
 GB	50.26	3.46	77	276	1910	78	38	27	0.712 Q2	journal	Bioactive Carbohydrates and Dietary Fibre	410
 GB	51.22	2.6	158	423	5737	160	112	53	0.709 Q1	journal	Renewable Agriculture and Food Systems	411
 US	46.97	2.67	179	496	6529	188	139	81	0.709 Q1	journal	Soil Use and Management	412
 NL	62.17	2.29	159	372	5036	161	81	51	0.708 Q1	journal	New Forests	413
 US	0	3	1	3	0	1	0	15	0.696 Q2	book series	NIWA Biodiversity Memoirs	414
US	65.96	1.81	249	454	3430	267	52	86	0.696 Q2	journal	Transactions of the American Fisheries Society	415
 US	47.25	2.2	430	1004	7134	440	151	89	0.693 Q1	journal	Bulletin of Mathematical Biology	416
 GB	53.28	1.81	165	329	3463	167	65	55	0.693 Q2	journal	Fisheries Management and Ecology	417
GB	46.92	2.84	299	938	7319	306	156	73	0.693 Q2	journal	International Journal of Food Sciences and Nutrition	418
 US	72.47	1.86	116	253	4493	137	62	123	0.693 Q2	journal	Journal of Molecular Evolution	419
 AU	64.82	1.84	564	1155	14002	586	216	88	0.693 Q2	journal	Marine and Freshwater Research	420










GB	42.7	1.72	110	198	854	112	20	57	0.693 Q2	journal	Physiological Entomology	421
GB	41.54	2.34	133	346	1994	137	48	74	0.693 Q1	journal	Weed Research	422
GB	41.77	2.19	138	284	2005	140	48	22	0.692 Q1	journal	China Agricultural Economic Review	423
GB	66.78	2.19	134	310	3339	138	50	25	0.689 Q2	journal	Inland Waters	424
GB	44.45	1.9	149	350	3245	177	73	51	0.689 Q1	journal	Journal of Animal Breeding and Genetics	425
 GB	60.63	1.75	308	571	7336	335	121	87	0.688 Q2	journal	Austral Ecology	426
 US	45.5	1.67	121	227	1911	124	42	51	0.688 Q2	journal	Journal of Vector Ecology	427
 NL	46.64	2.21	403	922	9842	412	211	78	0.685 Q1	journal	Agroforestry Systems	428
 DE	57.47	1.54	326	491	6782	326	118	56	0.685 Q1	journal	Journal fur Ornithologie	429
 GB	38.36	1.33	212	266	2800	224	73	65	0.685 Q2	journal	Journal of Consciousness Studies	430
 NL	54.39	1.73	143	244	3046	144	56	44	0.684 Q1	journal	Amphibia - Reptilia	431
 GB	37.21	3.16	1052	3195	8485	1053	228	46	0.684 Q2	journal	Food Analytical Methods	432
GB	49.12	2.77	109	267	2849	110	58	49	0.683 Q1	journal	Australian Journal of Agricultural and Resource Economics	433
 NL	59.42	2.95	975	3101	21746	978	366	108	0.681 Q2	journal	Journal of Applied Phycology	434
 NL	55.52	2.61	417	1134	10882	418	196	79	0.680 Q2	journal	Fish Physiology and Biochemistry	435
 NL	59.97	1.21	46	60	1799	46	30	30	0.680 Q2	journal	Insect Systematics and Evolution	436
 US	60.99	1.56	545	1030	18053	584	296	62	0.678 Q2	journal	Anatomical Record	437
 GB	52.7	2.48	207	538	4321	214	82	80	0.677 Q1	journal	Annals of Applied Biology	438
 CA	55.7	1.99	448	951	7520	476	135	121	0.677 Q1	journal	Canadian Journal of Forest Research	439
 GB	63.14	2.29	430	1001	7640	433	121	87	0.677 Q1	journal	Trees - Structure and Function	440
 GB	50.53	1.82	798	1460	19758	832	391	115	0.672 Q2	journal	Journal of Fish Biology	441
US	52.27	1.77	150	293	2509	154	48	72	0.671 Q2	journal	Annals of the Entomological Society of America	442
 US	65.95	1.53	116	187	2440	122	37	77	0.669 Q1	journal	Biological Bulletin	443
 GB	58.12	3	251	852	5812	251	100	86	0.668 Q2	journal	Biofouling	444
 NL	59.03	2.79	119	336	4191	127	71	30	0.668 Q2	journal	Ecohydrology and Hydrobiology	445






















 AU	41.12	1.31	104	167	2015	107	49	41	0.668 Q1	journal	Emu	446
 GB	64.53	1.63	160	275	2581	160	40	58	0.668 Q2	journal	Marine Ecology	447
 NL	62.27	1.36	166	274	3487	171	56	50	0.667 Q1	journal	Biology and Philosophy	448
 DK	68.15	1.92	216	416	4975	220	73	55	0.667 Q2	journal	Ecology of Freshwater Fish	449
 NL	65.15	1.88	226	453	5798	229	89	61	0.666 Q1	journal	Journal of Insect Conservation	450
 GB	50.27	2.85	474	1281	15331	474	305	37	0.664 Q2	journal	Archives of Agronomy and Soil Science	451
 NL	40.43	2.18	150	399	2709	151	67	49	0.663 Q2	journal	Aerobiologia	452
 US	51.72	2.22	392	905	8638	396	167	115	0.663 Q2	journal	Journal of Arid Environments	453
 US	25.7	1.33	1738	3552	17065	2597	664	108	0.663 Q2	journal	Plant Disease	454
 US	59.72	1.37	97	151	1911	100	32	47	0.661 Q1	journal	Journal of Field Ornithology	455
 US	40.7	2.26	139	347	1343	145	33	90	0.660 Q1	journal	American Journal of Enology and Viticulture	456
 NL	57.27	2.57	132	361	2921	134	51	17	0.658 Q2	journal	Plant Gene	457
 DE	52.08	2.87	1145	3258	13958	1165	268	158	0.657 Q1	journal	Journal of Theoretical Biology	458
 DE	43.89	2.9	652	1893	9788	653	223	102	0.656 Q2	journal	European Food Research and Technology	459
 IN	37	2.6	1590	4555	25381	1591	686	68	0.656 Q2	journal	Journal of Food Science and Technology	460
 DE	58.43	1.5	258	435	5142	260	88	41	0.656 Q1	journal	Zoologischer Anzeiger	461
 US	60.11	1.81	176	336	2765	179	46	84	0.655 Q2	journal	Journal of Paleolimnology	462
 US	54.83	2.29	257	642	6031	275	110	60	0.655 Q2	journal	Journal of the World Aquaculture Society	463
 GB	43.61	1.18	103	121	1439	105	33	31	0.654 Q2	journal	Annales de la Societe Entomologique de France	464
 GB	50.82	1.32	116	177	1423	117	28	85	0.654 Q2	journal	Journal of Tropical Ecology	465
 NL	58.24	1.68	369	621	6814	370	117	86	0.652 Q2	journal	Environmental Biology of Fishes	466

































US	63.41	1.48	377	584	7609	377	120	74	0.652 Q1	journal	Journal of Morphology	467
RU	25.84	0.88	136	121	1421	136	55	12	0.651 Q2	journal	Arthropoda Selecta	468
GB	84.72	1.21	68	100	3304	70	39	78	0.651 Q2	journal	Evolution and Development	469
GB	67.12	1.66	353	603	16779	360	250	36	0.651 Q1	journal	Historical Biology	470
GB	46.25	2.1	699	1516	10129	699	219	56	0.651 Q1	journal	Journal of Animal Physiology and Animal Nutrition	471
 AU	58.47	1.75	244	496	4502	246	77	85	0.651 Q2	journal	Soil Research	472
 US	60.12	1.74	246	448	4389	252	73	32	0.650 Q2	journal	Arthropod-Plant Interactions	473
US	49.26	2.4	134	406	1921	146	39	77	0.650 Q1	journal	Australian Journal of Grape and Wine Research	474
 US	38.47	1.83	139	307	2385	152	62	73	0.649 Q2	journal	Food and Nutrition Bulletin	475
 CH	48.59	1.43	197	293	2964	205	61	59	0.649 Q2	journal	Insectes Sociaux	476
GB	45.3	1.85	281	601	8607	297	190	49	0.649 Q1	journal	Journal of Helminthology	477
 US	38.94	1.68	98	167	1402	101	36	29	0.648 Q1	journal	Chelonian Conservation and Biology	478
US	74.81	2.46	190	503	5611	191	75	41	0.648 Q1	journal	Comparative Biochemistry and Physiology - Part D: Genomics and Proteomics	479
 GB	51.69	2.01	1361	3132	28377	1361	549	89	0.646 Q2	journal	Aquaculture Research	480
US	64.79	2.14	447	940	8746	451	135	113	0.646 Q1	journal	Comparative biochemistry and physiology. Part A, Molecular & integrative physiology	481
 US	45.77	2.23	171	414	3707	171	81	36	0.646 Q1	journal	Reproductive Biology	482
US	53.15	2.68	225	567	4837	228	91	76	0.645 Q2	journal	Physiological and Molecular Plant Pathology	483
 DE	53.19	2.28	308	634	3617	310	68	87	0.644 Q2	journal	Journal of Plant Nutrition and Soil Science	484
 US	48.81	2.56	401	1076	3417	403	70	95	0.644 Q1	journal	Mathematical Biosciences	485











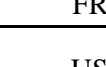





	GB	81.56	1.98	130	237	2202	132	27	36	0.644 Q2	journal	Plant Ecology and Diversity	486
	GB	73.67	2.7	123	385	221	132	3	72	0.644 Q1	journal	World's Poultry Science Journal	487
	NL	51.47	1.84	732	1470	9934	732	193	104	0.643 Q1	journal	Euphytica	488
	NL	58.81	1.7	312	573	5881	314	100	103	0.642 Q2	journal	Plant Ecology	489
	AT	67.8	1.6	272	482	6238	273	92	74	0.642 Q2	journal	Plant Systematics and Evolution	490
	CN	24.28	1.35	1828	2492	12963	1828	534	50	0.642 Q2	journal	Yantu Lixue/Rock and Soil Mechanics	491
	NL	51.61	2.75	235	635	1703	238	33	104	0.641 Q1	journal	BioMetals	492
	US	51.89	2.76	2263	6728	27608	2277	532	118	0.641 Q2	journal	Environmental Earth Sciences	493
	US	127.76	1.71	77	144	2172	78	17	70	0.639 Q2	journal	Annals of the Missouri Botanical Garden	494
	DE	46.96	2.5	289	764	7749	289	165	78	0.638 Q1	journal	Journal of Stored Products Research	495
	DE	56.08	1.82	277	524	5664	277	101	46	0.637 Q2	journal	European Journal of Wildlife Research	496
	NL	50.34	3.05	96	430	2668	106	53	23	0.637 Q2	journal	Journal of Insects as Food and Feed	497
	US	42.02	1.43	170	321	1933	207	46	74	0.636 Q1	journal	Journal of Forestry	498
	GB	50.9	1.47	180	258	2647	182	52	59	0.636 Q2	journal	Journal of Herpetology	499
	GB	39.31	2.84	594	1690	7155	597	182	75	0.634 Q2	journal	Food Additives and Contaminants - Part A Chemistry, Analysis, Control, Exposure and Risk Assessment	500
	US	44.45	1.52	191	332	2356	200	53	76	0.631 Q2	journal	Bulletin of Marine Science	501
	NL	74.94	1.78	137	238	5920	141	79	30	0.631 Q2	journal	Palaeoworld	502
	DE	43.59	2.49	261	665	3967	263	91	71	0.631 Q1	journal	Wood Science and Technology	503
	US	45.32	1.76	305	593	4804	318	106	68	0.628 Q2	journal	Ecological Research	504
	US	73.54	1.67	188	300	4780	191	65	88	0.628 Q2	journal	International Journal of Plant Sciences	505
	GB	44.61	2.38	229	566	8654	232	194	56	0.627 Q2	journal	Journal of Apicultural Research	506














AU	0	2.18	14	24	0	14	0	12	0.624 Q1	journal	Memoirs of Museum Victoria	507
GB	47.17	1.98	76	194	2217	97	47	25	0.622 Q1	journal	Journal of Agricultural Education and Extension	508
	43.6	1.91	756	1646	15608	757	358	111	0.622 Q2	journal	Livestock Science	509
DE	24.8	1.2	21	34	124	23	5	25	0.621 Q2	journal	Ichthyological Exploration of Freshwaters	510
	40.19	2.02	95	227	1487	98	37	52	0.621 Q1	journal	Journal of Agricultural, Biological, and Environmental Statistics	511
	40.38	1.07	6272	7465	99379	6917	2461	87	0.621 Q2	journal	Zootaxa	512
GB	26.87	1.8	184	315	2042	194	76	63	0.620 Q2	journal	Laboratory Animals	513
DE	41.52	2.47	433	1102	4775	442	115	82	0.620 Q2	journal	Starch/Staerke	514
US	49.47	2.04	146	308	4106	146	83	74	0.618 Q2	journal	Domestic Animal Endocrinology	515
	36.58	1.46	117	201	1902	133	52	68	0.617 Q2	journal	Antarctic Science	516
GB	54.78	2.94	469	1510	10682	471	195	84	0.617 Q2	journal	International Journal of Phytoremediation	517
	65.35	1.61	257	441	6927	259	106	72	0.616 Q2	journal	Acta Oecologica	518
DE	54.88	1.47	149	239	4665	149	85	44	0.615 Q2	journal	Mammal Research	519
	44.63	1.59	86	143	1205	90	27	35	0.614 Q2	journal	Diatom Research	520
DE	44.57	2.46	565	1367	5883	578	132	94	0.614 Q2	journal	European Journal of Lipid Science and Technology	521
	41.19	1.78	843	1568	10834	852	263	93	0.614 Q1	journal	European Journal of Plant Pathology	522
US	42.53	2.02	752	1630	10888	780	256	137	0.613 Q2	journal	Journal of Food Protection	523
US	29.58	1.49	368	611	3934	416	133	70	0.613 Q2	journal	Journal of Wildlife Diseases	524
	39.38	1.2	183	229	1969	184	50	45	0.612 Q2	journal	Mycoscience	525
GB	46.71	1.77	128	244	2242	131	48	24	0.611 Q1	journal	Agricultural Finance Review	526
	39.48	2.5	147	405	2369	148	60	53	0.610 Q2	journal	Journal of Sensory Studies	527
AU	54.43	2	606	1243	4899	612	90	76	0.609 Q2	journal	Reproduction, Fertility and Development	528














 CA	67.67	1.42	387	585	5752	412	85	104	0.607 Q2	journal	Canadian Journal of Zoology	529
 FR	40.67	1.57	52	99	488	53	12	33	0.607 Q2	journal	Cryptogamie, Algologie	530
 GB	37.88	1.75	640	1177	6819	640	180	38	0.606 Q1	journal	Animal Science Journal	531
 GB	29.24	1.19	75	77	497	76	17	28	0.606 Q2	journal	Edinburgh Journal of Botany	532
 AT	45	1.3	47	60	765	47	17	29	0.603 Q2	journal	Sydowia	533
 PL	56.74	2.28	682	1630	10270	682	181	71	0.602 Q2	journal	Acta Physiologiae Plantarum	534
 DE	63.08	2.05	168	396	3343	170	53	47	0.601 Q2	journal	Limnologica	535
 DE	24.7	1.05	199	267	2050	221	83	45	0.600 Q2	journal	Veterinary and Comparative Orthopaedics and Traumatology	536
 US	30.43	1.06	150	164	1491	151	49	28	0.597 Q2	journal	Annales Zoologici	537
 US	56.87	2.07	288	629	4891	289	86	100	0.596 Q2	journal	Comparative Biochemistry and Physiology - B Biochemistry and Molecular Biology	538
 US	118.5	1.38	16	28	237	16	2	36	0.596 Q2	book series	Herpetological Monographs	539
 KR	37.08	2.44	635	1578	6712	635	181	38	0.595 Q2	journal	Food Science and Biotechnology	540
 US	43.04	2.71	189	510	4175	201	97	54	0.593 Q2	journal	Journal of Texture Studies	541
 GB	54.59	1.25	215	338	2948	219	54	37	0.593 Q2	journal	Marine Biology Research	542
 CA	61.8	1.53	162	253	2843	162	46	67	0.592 Q2	journal	Canadian Journal of Soil Science	543
 US	43.18	2.14	339	844	7168	343	166	85	0.592 Q1	journal	Cryobiology	544
 US	81.33	1.25	28	49	488	28	6	16	0.589 Q2	journal	Bulletin of the Peabody Museum of Natural History	545
 NL	52.42	3.28	945	3045	21491	951	410	37	0.588 Q2	journal	Biocatalysis and Agricultural Biotechnology	546
 US	44.29	1.96	120	299	2746	128	62	21	0.588 Q1	journal	Life Sciences in Space Research	547
 US	53.14	1.15	360	500	8077	365	152	72	0.587 Q2	journal	North American Journal of Fisheries Management	548
 GB	41.05	1.82	214	392	1560	214	38	44	0.585 Q2	journal	Experimental Agriculture	549




















GB	35.59	1.74	213	460	4057	249	114	19	0.585 Q2	journal	International Journal of Geotechnical Engineering	550
 GB	3.43	0.23	195	268	806	596	235	33	0.584 Q2	journal	Lab Animal	551
 GB	55.53	1.73	291	529	6275	291	113	71	0.583 Q2	journal	Plant Breeding	552
 DE	63.19	1.46	552	830	7077	564	112	36	0.581 Q2	journal	Marine Biodiversity	553
 NL	54.51	2.02	164	330	4143	168	76	27	0.580 Q2	journal	Polar Science	554
 US	28.02	1.4	230	387	2410	238	86	80	0.579 Q2	journal	Avian Diseases	555
 US	56.32	1.53	170	285	3830	170	68	61	0.577 Q2	journal	Plant Molecular Biology Reporter	556
 GB	47.07	1.52	85	182	2165	135	46	16	0.577 Q2	journal	Salamandra	557
GB	50.19	1.65	187	344	5370	193	107	66	0.576 Q2	journal	Archives of Insect Biochemistry and Physiology	558
 NL	64.41	2.05	215	464	4895	219	76	46	0.576 Q1	journal	Symbiosis	559
 GB	55.77	2.78	350	862	12828	351	230	49	0.575 Q2	journal	Plant Biosystems	560
GB	38.25	3.01	198	594	4284	201	112	72	0.574 Q2	journal	Phytochemical Analysis	561
 NL	43.89	2.04	691	1462	9393	693	214	104	0.573 Q2	journal	Animal Reproduction Science	562
 DE	71.75	1.78	108	205	2296	108	32	106	0.571 Q2	journal	Aquatic Microbial Ecology	563
US	51.1	1.91	126	256	3117	131	61	43	0.570 Q2	journal	Agribusiness	564
 NL	59.54	3.11	124	349	2739	126	46	35	0.569 Q2	journal	World Mycotoxin Journal	565
 GB	36.41	1.48	88	150	983	98	27	31	0.567 Q1	journal	Australian Forestry	566
 PT	15.82	0.7	195	132	949	206	60	9	0.567 Q2	journal	Far Eastern Entomologist	567
 KR	39.02	1.4	242	342	5814	242	149	53	0.567 Q2	journal	Nematology	568
KR	42.79	1.98	248	499	4193	248	98	24	0.565 Q1	journal	Horticulture Environment and Biotechnology	569
 GB	24.66	0.94	158	203	1652	158	67	9	0.565 Q1	journal	Plant Health Progress	570
 GB	60.79	1.63	110	222	3769	115	62	55	0.563 Q2	journal	New Zealand Journal of Marine and Freshwater Research	571
 US	39.48	1.47	113	166	1737	114	44	50	0.562 Q2	journal	Herpetologica	572
 GB	43.15	1.24	115	155	1726	128	40	34	0.562 Q2	journal	Journal of Bryology	573












US	58.85	1.59	346	599	11005	351	187	81	0.559 Q2	journal	American Journal of Human Biology	574
GB	42.27	1.9	292	583	4142	292	98	91	0.559 Q2	journal	British Poultry Science	575
US	44.34	1.48	460	765	7449	460	168	30	0.559 Q2	journal	Eurasian Soil Science	576
GB	55.57	1.87	101	207	2612	102	47	64	0.559 Q2	journal	Seed Science Research	577
US	36.85	1.86	330	679	4864	334	132	100	0.558 Q2	journal	Cereal Chemistry	578
JP	25.53	1.31	182	252	1991	188	78	34	0.557 Q2	journal	Journal of General Plant Pathology	579
DE	48.98	3.48	138	462	2008	141	41	20	0.556 Q2	journal	Journal of Applied Research on Medicinal and Aromatic Plants	580
 GB	53.64	1.27	128	161	1931	131	36	48	0.553 Q2	journal	Lichenologist	581
	55.88	1.78	96	149	1397	97	25	65	0.552 Q2	journal	Aquatic Living Resources	582
CH	42.4	2.84	379	1070	14587	379	344	25	0.552 Q2	journal	Modeling Earth Systems and Environment	583
	45.79	1.57	186	344	2885	207	63	32	0.550 Q2	journal	Marine Genomics	584
DE	58.26	2	448	900	7749	450	133	56	0.549 Q2	journal	Flora: Morphology, Distribution, Functional Ecology of Plants	585
 NL	53.74	2.01	400	884	8814	401	164	54	0.548 Q2	journal	Aquaculture International	586
 NL	73.34	2.18	68	236	4254	68	58	20	0.548 Q2	journal	PharmaNutrition	587
 US	57.1	1.02	139	168	2227	139	39	46	0.547 Q2	journal	Journal of Arachnology	588
 GB	39.69	1.71	700	1329	8851	709	223	66	0.546 Q2	journal	Reproduction in Domestic Animals	589
 DE	45.45	1.67	361	635	5272	361	116	99	0.545 Q2	journal	Diseases of Aquatic Organisms	590
	51.47	2.08	101	213	2316	105	45	51	0.544 Q2	journal	IAWA Journal	591
 NL	63	1.38	92	165	1260	94	20	46	0.543 Q2	journal	Folia Geobotanica	592
US	43.17	1.49	191	290	2504	195	58	48	0.542 Q2	journal	American Journal of Potato Research	593
	51.73	1.99	332	658	6156	339	119	68	0.542 Q2	journal	Experimental and Applied Acarology	594

















GB	54.64	2.49	95	271	3497	96	64	15	0.542 Q2	journal	Journal of Agribusiness in Developing and Emerging Economies	595
 JP	48.02	1.66	95	173	2353	96	49	37	0.542 Q2	journal	Limnology	596
 NL	39.28	1.54	205	348	2985	208	76	54	0.537 Q2	journal	Australasian Plant Pathology	597
 GB	57.4	0.71	61	88	287	62	5	31	0.537 Q2	journal	Biodemography and Social Biology	598
 NL	54.35	1.78	172	395	2609	180	48	57	0.537 Q2	journal	Ecological Complexity	599
US	49.33	1.38	151	199	2269	151	46	28	0.536 Q2	journal	Entomological Science	600
 US	39.73	0.75	127	173	2185	174	55	34	0.536 Q2	journal	Journal of Raptor Research	601
 PL	57.4	1.32	98	147	1148	98	20	37	0.535 Q2	journal	Acta Chiropterologica	602
 GB	31.36	1.3	242	346	2101	243	67	49	0.535 Q2	journal	Forest Pathology	603
 US	38.17	1.14	139	167	916	140	24	49	0.534 Q2	journal	Journal of Insect Behavior	604
US	54.16	2.58	261	690	8395	261	155	58	0.532 Q2	journal	Bioenergy Research	605
 GB	40.83	1.72	258	444	3062	259	75	60	0.530 Q2	journal	Journal of Phytopathology	606
 AU	49.42	1.41	862	1311	11712	875	237	76	0.529 Q2	journal	Animal Production Science	607
 US	55.33	1.43	245	444	5090	269	92	69	0.529 Q2	journal	Bulletin of Entomological Research	608
FR	31.31	1.57	149	316	814	152	26	84	0.529 Q2	journal	Comptes Rendus - Biologies	609
US	27.81	1.3	234	459	2141	318	77	73	0.527 Q2	journal	Journal of Irrigation and Drainage Engineering - ASCE	610
 CH	24.39	1.19	94	175	1927	108	79	30	0.527 Q2	journal	Nestle Nutrition Institute Workshop Series	611
 US	48.21	0.79	45	55	916	45	19	40	0.527 Q2	journal	Ursus	612
 GB	73.89	1.9	131	227	2660	131	36	48	0.526 Q2	journal	International Forestry Review	613
 US	46.24	2.27	188	442	4485	196	97	27	0.526 Q2	journal	Journal of Dietary Supplements	614
 GB	69.94	1.37	100	151	3637	100	52	39	0.524 Q2	journal	Ameghiniana	615
GB	47.23	2.01	123	278	1417	149	30	40	0.524 Q2	journal	International Journal of Astrobiology	616













 DE	65.35	1.78	38	79	1503	40	23	52	0.524 Q2	journal	International Review of Hydrobiology	617
 US	42.79	1.02	113	140	1840	124	43	22	0.523 Q2	journal	Food, Culture and Society	618
 US	42.96	2.03	195	442	4339	195	101	61	0.523 Q2	journal	Food Science and Technology International	619
 US	47.08	1.69	182	381	1883	183	40	51	0.523 Q2	journal	Journal of the Institute of Brewing	620
 DE	42.36	1.69	656	1115	7413	659	175	81	0.523 Q2	journal	Small Ruminant Research	621
 DE	80.55	1.26	109	149	6122	115	76	34	0.521 Q2	journal	Palaeobiodiversity and Palaeoenvironments	622
 DE	50.7	1.13	87	108	1166	88	23	30	0.520 Q2	journal	Acta Ethologica	623
 GB	52.07	1.73	126	264	2916	128	56	41	0.519 Q2	journal	Biochemical Genetics	624
 GB	30.91	1.42	71	123	711	81	23	35	0.518 Q2	journal	Proceedings of the Institution of Civil Engineers: Ground Improvement	625
 US	60.7	1.73	84	147	1639	84	27	15	0.517 Q2	journal	Theoretical and Experimental Plant Physiology	626
 DE	44.76	1.18	129	168	1835	130	41	39	0.517 Q2	journal	Zoomorphology	627
 US	43	1.21	55	66	2064	57	48	8	0.515 Q2	journal	Amphibian and Reptile Conservation	628
 NL	47.65	2.52	123	372	3669	124	77	18	0.515 Q2	journal	International Journal of Gastronomy and Food Science	629
 GB	57.83	1.11	131	175	2082	131	36	46	0.514 Q2	journal	Journal of Molluscan Studies	630
 DE	73.75	1.92	68	116	1180	74	16	34	0.514 Q2	journal	Phytocoenologia	631
 GB	25.54	1.47	51	84	613	57	24	7	0.513 Q1	journal	Journal of Wine Economics	632
 GB	71.38	2.65	53	127	1499	54	21	27	0.513 Q2	journal	Polar Geography	633










CH	53	1.4	61	109	1537	66	29	51	0.512 Q2	journal	Chemoecology	634
NL	33.42	1.78	890	1685	15706	898	470	56	0.512 Q2	journal	Geotechnical and Geological Engineering	635
 IR	48.62	2.74	1255	3388	25912	1257	533	75	0.512 Q2	journal	International Journal of Environmental Science and Technology	636
 US	42.46	2.09	1463	3086	28493	1464	671	48	0.511 Q2	journal	Journal of Food Processing and Preservation	637
 GB	51.28	0.96	449	470	6154	452	120	46	0.511 Q2	journal	Journal of Natural History	638
GB	60.27	2.4	743	2045	16093	751	267	80	0.510 Q2	journal	British Food Journal	639
 NL	62.59	1.26	272	369	6134	274	98	54	0.509 Q2	journal	Journal of Crustacean Biology	640
 US	59.08	1.34	250	352	3781	253	64	62	0.509 Q2	journal	Journal of Shellfish Research	641
 NL	50.57	1.72	86	153	1517	86	30	24	0.508 Q2	journal	Small-scale Forestry	642
 US	39.29	1.65	100	182	825	101	21	52	0.507 Q3	journal	Journal of Aquatic Animal Health	643
 US	48.86	2.53	747	1857	19252	753	394	47	0.507 Q2	journal	Journal of Food Biochemistry	644
 CN	42.07	2.18	828	1937	12496	830	297	45	0.507 Q2	journal	Journal of Food Process Engineering	645
CN	30.32	1.95	2018	3728	21561	2018	711	42	0.507 Q2	journal	Nongye Jixie Xuebao/Transactions of the Chinese Society of Agricultural Machinery	646
 US	39.69	1.09	236	298	2580	237	65	74	0.507 Q2	journal	Systematic Botany	647
 US	44.34	2.28	875	1994	15119	875	341	20	0.506 Q2	journal	Journal of Food Measurement and Characterization	648
 US	32.66	1.2	80	100	1339	82	41	37	0.505 Q2	journal	Canadian Journal of Agricultural Economics	649
 US	3.01	0.93	243	269	208	253	69	50	0.505 Q2	journal	Journal of the American Association for Laboratory Animal Science	650























 NL	53.71	2.29	947	2394	23684	953	441	59	0.504 Q2	journal	South African Journal of Botany	651
 CA	65.07	1.42	99	158	2668	110	41	59	0.503 Q2	journal	Arctic	652
 GB	52.44	1.69	146	275	2360	146	45	51	0.502 Q2	journal	Anthrozoos	653
 US	57.83	1.38	174	244	3701	177	64	39	0.502 Q2	journal	Austral Entomology	654
 US	48.19	1.92	143	261	3373	145	70	34	0.502 Q2	journal	Plant Biotechnology Reports	655
 US	51.21	1.78	107	196	3124	107	61	39	0.501 Q2	journal	Journal of the American Society of Brewing Chemists	656
 GB	61.42	1.33	525	708	8108	537	132	68	0.500 Q3	journal	Journal of the Marine Biological Association of the United Kingdom	657
 NL	38.25	1.55	806	1320	16870	809	441	49	0.500 Q2	journal	Tropical Animal Health and Production	658
 US	40.9	1.2	158	213	2004	160	49	54	0.500 Q2	journal	Zoo Biology	659
 GB	41.6	1.27	274	362	5241	300	126	54	0.499 Q2	journal	African Journal of Ecology	660
 US	48.97	1.22	119	139	1861	119	38	49	0.499 Q2	journal	Bryologist	661
 GB	29.95	1.68	240	447	3504	251	117	77	0.498 Q2	journal	Journal of Dairy Research	662
 KR	38.49	2.06	176	379	1578	176	41	22	0.498 Q2	journal	Journal of Oil Palm Research	663
 KR	38.84	2.02	165	372	2136	165	55	24	0.498 Q2	journal	Preventive Nutrition and Food Science	664
 US	56.66	1.25	116	194	2323	117	41	25	0.498 Q2	journal	Southern Forests	665
 US	46.43	2.17	200	428	4457	201	96	70	0.495 Q2	journal	In Vitro Cellular and Developmental Biology - Plant	666
 NL	50.67	1.76	77	144	608	84	12	64	0.495 Q2	journal	Origins of Life and Evolution of Biospheres	667
 GB	41.89	1.53	285	474	4692	289	112	59	0.494 Q2	journal	Biocontrol Science and Technology	668
 GB	63.06	1.25	102	160	2270	112	36	40	0.494 Q3	journal	Lake and Reservoir Management	669
 US	51.84	1.33	285	412	4769	287	92	49	0.494 Q2	journal	Neotropical Entomology	670



















GB	65.25	1.59	83	118	1305	83	20	70	0.493 Q2	journal	Ecoscience	671
JP	32.4	1.05	146	159	2041	155	63	35	0.493 Q2	journal	Ichthyological Research	672
GB	44.23	0.75	60	47	1327	61	30	21	0.491 Q2	journal	Aquatic Insects	673
US	75.34	1.57	96	167	2185	98	29	70	0.491 Q2	journal	Economic Botany	674
GB	17.13	0.92	70	140	531	112	31	32	0.491 Q2	journal	Outlooks on Pest Management	675
GB	23.6	0.85	145	122	1062	145	45	22	0.491 Q2	journal	Zoology in the Middle East	676
CH	41.47	0.63	79	61	1244	79	30	26	0.490 Q3	journal	Revue Suisse de Zoologie	677
RU	21.91	0.64	162	110	1402	163	64	8	0.490 Q2	journal	Russian Entomological Journal	678
GB	43.59	1.46	312	540	2877	319	66	72	0.489 Q2	journal	Journal of Agricultural Science	679
DE	37.03	1.94	396	768	4703	398	127	60	0.488 Q2	journal	European Journal of Wood and Wood Products	680
 CH	57.61	1.19	97	121	2362	97	41	46	0.488 Q2	journal	Folia Primatologica	681
 US	54.23	1.19	89	135	1627	99	30	42	0.486 Q2	journal	Invertebrate Biology	682
 NL	58.19	1.34	181	309	4015	186	69	62	0.486 Q3	journal	Wetlands Ecology and Management	683
 AU	45.98	1.1	152	191	1839	152	40	38	0.482 Q3	journal	Rangeland Journal	684
 US	67.06	1.61	58	97	2146	58	32	24	0.482 Q2	journal	Tropical Plant Biology	685
 US	68.83	1.05	97	97	413	98	6	73	0.479 Q3	journal	Evolutionary Ecology Research	686
 GB	50.58	2.15	545	1090	17451	546	345	28	0.479 Q2	journal	Journal of Forestry Research	687
 GB	19.98	2.06	1916	4204	26355	1926	1319	51	0.478 Q2	journal	Natural Product Research	688
GB	46.69	1.65	98	175	2988	99	64	45	0.478 Q2	journal	New Zealand Journal of Agricultural Research	689
 US	55.97	1.12	94	113	1847	95	33	30	0.477 Q2	journal	Invasive Plant Science and Management	690
 GB	41.13	1.84	102	198	1645	113	40	30	0.477 Q2	journal	Outlook on Agriculture	691
	68.6	1.38	127	176	2950	134	43	32	0.476 Q3	journal	Alcheringa	692
NL	49.52	1.55	451	756	7873	453	159	66	0.475 Q2	journal	Genetic Resources and Crop Evolution	693
 GB	84.62	1.16	82	105	2454	94	29	13	0.475 Q3	journal	PaleoAmerica	694











GB	28.22	1.23	105	154	1044	124	37	42	0.472 Q3	journal	Ecological Management and Restoration	695
 JP	33.61	1.42	68	99	773	72	23	20	0.472 Q2	journal	J. AGRICULTURAL METEOROLOGY	696
 DE	55.26	1.25	190	231	4089	191	74	67	0.469 Q2	journal	Copeia	697
DE	41.34	1.55	120	206	2191	120	53	29	0.469 Q2	journal	European Journal of Horticultural Science	698
 FI	47.86	1.46	55	74	670	56	14	54	0.467 Q2	journal	Annales Zoologici Fennici	699
 NL	67.78	1.42	123	210	5761	123	85	58	0.467 Q3	journal	Aquatic Ecology	700
 US	5.68	1.01	346	396	579	349	102	92	0.467 Q3	journal	Journal of Parasitology	701
 US	85	1.21	22	25	85	22	1	32	0.467 Q2	journal	Marine Fisheries Review	702
 AU	78.36	1.12	86	101	1724	90	22	39	0.466 Q2	journal	Australian Systematic Botany	703
 DE	54.06	1.08	128	145	2865	136	53	41	0.466 Q2	journal	Ethology Ecology and Evolution	704
DE	40.77	1.85	208	380	4525	211	111	25	0.465 Q2	journal	Journal of Plant Diseases and Protection	705
 GB	56.75	1.34	79	148	2043	82	36	28	0.464 Q2	journal	African Journal of Range and Forage Science	706
 GB	49.84	1.79	82	155	1844	88	37	36	0.464 Q2	journal	Arid Land Research and Management	707
 GB	42.58	0.89	63	72	809	67	19	27	0.464 Q3	journal	International Zoo Yearbook	708
 NL	50.63	2.17	95	207	2177	96	43	25	0.464 Q2	journal	Journal of Berry Research	709
 NL	60.91	1.63	470	811	26193	472	430	19	0.464 Q2	journal	Regional Studies in Marine Science	710
 JP	34.88	1.35	192	256	1953	194	56	45	0.463 Q3	journal	Applied Entomology and Zoology	711
 SG	46.59	1.69	737	1302	13139	738	282	77	0.462 Q2	journal	Journal of Plant Nutrition	712
GB	33.41	0.96	171	164	2138	173	64	31	0.462 Q2	journal	Kew Bulletin	713
SG	31	0.81	39	42	155	43	5	6	0.461 Q2	journal	Applied Environmental Biotechnology	714
 GB	57.1	1.1	76	81	1713	77	30	35	0.460 Q2	journal	New Zealand Journal of Zoology	715




















GB													
CA	51.67	1.24	220	315	3307	242	64	84	0.458 Q2	journal	Botany	716	
PL	34.47	1.5	120	204	1034	121	30	34	0.458 Q2	journal	Journal of Animal and Feed Sciences	717	
US	39.25	1.12	62	85	157	63	4	8	0.456 Q2	journal	Agri Gene	718	
US	40.81	1.41	94	145	1469	94	36	9	0.456 Q2	journal	Journal of Agricultural & Applied Economics	719	
 GB	39.53	1.66	242	408	2846	244	72	36	0.454 Q2	journal	Acta Agriculturae Scandinavica - Section B Soil and Plant Science	720	
	65.22	2.28	152	344	2348	152	36	26	0.453 Q2	journal	Journal of Food Products Marketing	721	
 CN	35.2	1.65	2895	4897	31749	2895	902	51	0.453 Q2	journal	Nongye Gongcheng Xuebao/Transactions of the Chinese Society of Agricultural Engineering	722	
 DE	58.67	1.62	155	265	2699	161	46	56	0.451 Q2	journal	Botanica Marina	723	
 SG	46.37	1.01	120	109	3292	121	71	37	0.451 Q3	journal	Raffles Bulletin of Zoology	724	
 GB	53.97	2.11	192	387	3562	192	66	37	0.450 Q3	journal	Chemistry and Ecology	725	
 GB	33.19	0.98	202	178	3120	203	94	30	0.450 Q3	journal	International Journal of Acarology	726	
 IN	34.99	1.5	288	450	4654	291	133	27	0.448 Q2	journal	Sugar Tech	727	
	50.79	1.19	207	264	3657	208	72	77	0.447 Q2	journal	Forest Science	728	
	42.67	1.07	115	144	2091	133	49	25	0.446 Q3	journal	Ostrich	729	
US	43.37	1.91	317	677	5681	319	131	50	0.445 Q2	journal	Journal of Environmental Science and Health - Part B Pesticides, Food Contaminants, and Agricultural Wastes	730	
 GB	33.08	1.86	658	1323	11709	659	354	44	0.445 Q2	journal	Journal of the Textile Institute	731	
	37.15	0.98	2349	2728	36588	2769	985	36	0.443 Q2	journal	Phytotaxa	732	
NL	57.33	1.73	148	258	1720	150	30	47	0.441 Q2	journal	Journal of Agricultural and Environmental Ethics	733	























	27.85	0.68	35	25	724	36	26	12	0.440 Q2	journal	Haseltonia	734
US	34.78	1.63	20	25	313	21	9	28	0.438 Q3	journal	Journal of Agricultural and Urban Entomology	735
	48.51	1.42	230	366	2668	232	55	33	0.438 Q2	journal	Paddy and Water Environment	736
US	40.95	1.65	114	203	1556	115	38	44	0.438 Q2	journal	Phycological Research	737
BE	94.89	1.42	27	43	854	32	9	30	0.437 Q2	journal	Belgian Journal of Zoology	738
PL	53.69	1.28	51	72	1933	51	36	30	0.436 Q2	journal	Acta Ornithologica	739
NL	40.36	1.16	567	782	7547	567	187	35	0.436 Q3	journal	Journal of Asia-Pacific Entomology	740
	68.04	0.67	72	56	1837	83	27	30	0.436 Q2	journal	Journal of the History of Biology	741
DE	45.95	0.93	254	252	2803	256	61	36	0.436 Q2	journal	Mammalia	742
US	4.33	0.44	31	47	186	99	43	10	0.433 Q3	journal	Limnology and Oceanography Bulletin	743
	43.11	1.16	134	164	2845	134	66	24	0.432 Q2	journal	Australian Mammalogy	744
	27.9	1.43	737	1078	2706	763	97	87	0.432 Q2	journal	Journal of AOAC International	745
US	43.26	1.67	126	197	1860	132	43	41	0.432 Q3	journal	North American Journal of Aquaculture	746
	32.37	0.99	149	167	2298	150	71	15	0.430 Q2	journal	Erwerbs-Obstbau	747
NL	46.84	1.32	199	261	4075	200	87	44	0.430 Q2	journal	Phytoparasitica	748
	38.98	1	102	102	1676	105	43	34	0.429 Q2	journal	Journal of Ethology	749
GB	49.51	1.48	228	358	4802	235	97	59	0.429 Q2	journal	Journal of Horticultural Science and Biotechnology	750
	27.3	1.65	719	1242	5078	720	186	38	0.429 Q2	journal	Phytochemistry Letters	751
GB	55.48	1.62	119	229	2219	129	40	66	0.428 Q2	journal	Animal Welfare	752
US	46.61	1.87	400	757	6386	400	137	43	0.427 Q2	journal	Journal of Food Safety	753
GB	48.59	1.98	150	285	3110	152	64	47	0.427 Q3	journal	Soil and Sediment Contamination	754
GB	54.42	1.48	154	274	6639	155	122	29	0.426 Q2	journal	Journal of Sustainable Forestry	755
	70.35	1.17	178	240	4010	178	57	68	0.425 Q2	journal	Australian Journal of Botany	756














US	20.5	0.86	142	152	1558	142	76	61	0.424 Q3	journal	Journal of the American Mosquito Control Association	757
  BE	53.55	1.1	115	140	2249	120	42	23	0.422 Q2	journal	Plant Ecology and Evolution	758
 GB	39.47	1.27	171	247	2684	171	68	20	0.421 Q3	journal	Entomological Research	759
 GB	33.38	1.23	250	371	5274	266	158	38	0.421 Q2	journal	Irrigation and Drainage	760
 GB	36.54	1.48	309	477	4421	309	121	46	0.421 Q2	journal	Russian Journal of Plant Physiology	761
US	27.63	0.73	451	372	3703	458	134	45	0.419 Q2	journal	Journal of Zoo and Wildlife Medicine	762
  GB	51.44	0.93	92	139	2006	107	39	36	0.419 Q2	journal	Plant Species Biology	763
US	46.56	1.39	46	58	419	46	9	23	0.419 Q2	journal	Tree-Ring Research	764
 HU	36.36	1.09	67	71	800	67	22	19	0.417 Q2	journal	Acta Botanica Hungarica	765
 NL	51.05	1.03	56	55	1123	57	22	46	0.416 Q2	journal	Ardea	766
 GB	51.63	1.04	108	127	3717	113	72	37	0.414 Q2	journal	Acta Zoologica	767
 NL	62.77	1.08	139	180	1632	139	26	87	0.414 Q2	journal	Genetica	768
 NL	12.93	0.4	82	41	375	82	29	14	0.413 Q3	journal	Baltic Journal of Coleopterology	769
US	24.4	0.66	184	127	2123	194	87	28	0.413 Q3	journal	Proceedings of the Entomological Society of Washington	770
  GB	47.53	0.81	201	181	2234	201	47	49	0.412 Q3	journal	Bird Study	771
 US	40.8	1.38	310	409	4366	310	107	64	0.412 Q3	journal	Fisheries Science	772
 GB	32.68	1.18	52	82	621	58	19	26	0.412 Q2	journal	Forests Trees and Livelihoods	773
 GB	48.26	0.81	190	175	2268	192	47	40	0.412 Q2	journal	Nova Hedwigia	774
US	59.37	2.07	65	133	3028	65	51	23	0.411 Q3	journal	Journal of International Food and Agribusiness Marketing	775
  US	40.52	1.11	229	270	3768	229	93	34	0.410 Q2	journal	Applied Animal Science	776
 ES	53.72	1.05	52	59	1343	53	25	26	0.409 Q2	journal	Ardeola	777
 GB	48.35	0.93	98	96	1499	99	31	38	0.409 Q2	journal	Herpetological Journal	778
 HR	32.36	0.52	87	53	712	87	22	20	0.409 Q3	journal	Natura Croatica	779
 GB	84.79	0.94	98	92	1187	98	14	15	0.408 Q2	journal	Willdenowia	780














GB	29.26	0.86	127	149	1375	142	47	41	0.407 Q3	journal	Aquatic Ecosystem Health and Management	781
 GB	41.04	1.2	68	100	1067	68	26	37	0.406 Q2	journal	New Zealand Journal of Crop and Horticultural Science	782
 GB	57.24	1.32	101	145	2633	106	46	38	0.403 Q3	journal	Grana	783
 GB	47.09	1.67	136	207	5086	139	108	44	0.403 Q2	journal	International Journal of Pest Management	784
 DE	60.19	1.33	26	36	1625	27	27	16	0.403 Q3	journal	Tuexenia	785
 DE	24.81	0.68	295	343	5259	464	212	16	0.401 Q2	journal	Herpetology Notes	786
 US	44.2	1.65	103	183	3580	105	81	15	0.401 Q2	journal	Organic Agriculture	787
 US	0	1.16	55	81	0	55	0	89	0.401 Q3	journal	Soil Science	788
 NL	40.65	1.27	171	245	2805	210	69	26	0.400 Q2	journal	Aquatic Mammals	789
 NL	52.15	1.9	83	150	3233	84	62	43	0.400 Q2	journal	Potato Research	790
 RU	35.22	0.54	56	32	634	56	18	14	0.398 Q3	journal	Acarina	791
 ZA	0	0	8	6	0	8	0	9	0.398 Q2	journal	African Journal of Wildlife Research	792
	52.06	1.52	125	172	2551	138	49	19	0.398 Q3	journal	Botany Letters	793
 GB	47.57	0.78	198	196	2331	200	49	43	0.397 Q3	journal	Canadian Entomologist	794
US	40.57	1.57	291	469	3814	321	94	30	0.397 Q3	journal	Journal of Aquatic Food Product Technology	795
 SG	47.12	1.1	81	87	1602	83	34	32	0.397 Q2	journal	Journal of Biological Systems	796
 IN	24.31	0.63	468	337	3428	468	141	13	0.397 Q2	journal	Legume Research	797
 US	121.73	1.18	36	41	1339	36	11	11	0.396 Q3	book series	Mammalian Species	798
 US	46.95	1.31	531	806	7841	531	167	101	0.396 Q2	journal	Transactions of the ASABE	799
 GB	41.24	2.29	140	299	2969	145	72	70	0.393 Q3	journal	Flavour and Fragrance Journal	800
GB	32.61	0.92	707	670	4370	710	134	62	0.392 Q3	journal	Journal of Applied Ichthyology	801
JP	47.77	0.86	201	181	3153	201	66	60	0.391 Q3	journal	Zoological Science	802
GB	45.05	1.6	66	99	856	67	19	32	0.390 Q2	journal	Journal of Wine Research	803
HU	62.57	0.92	100	113	1877	100	30	31	0.388 Q3	journal	Community Ecology	804














GB	38.24	1.47	91	148	1874	91	49	19	0.388 Q2	journal	Grassland Science	805
US	44.76	1.9	44	87	940	44	21	7	0.386 Q3	journal	Ecological Genetics and Genomics	806
GB	48.85	1.17	84	140	635	84	13	52	0.385 Q3	journal	Compost Science and Utilization	807
TR	40.06	0.86	76	83	1242	76	31	19	0.385 Q2	journal	Turkish Journal of Field Crops	808
US	41.9	0.63	325	219	1676	329	40	42	0.383 Q3	journal	Wilson Journal of Ornithology	809
JP	36.4	0.65	79	73	1274	92	35	21	0.382 Q3	journal	Plankton and Benthos Research	810
GB	38.82	1.32	98	152	2329	108	60	36	0.381 Q3	journal	Ecology of Food and Nutrition	811
DE	58.36	1.03	116	131	1634	117	28	61	0.380 Q3	journal	Fundamental and Applied Limnology	812
 GB	33.78	0.94	145	176	3378	161	100	39	0.379 Q2	journal	Journal of Biological Education	813
 CA	37.89	0.96	285	282	3334	287	88	64	0.377 Q3	journal	Canadian Journal of Animal Science	814
 IT	23.28	0.48	75	41	582	76	25	17	0.376 Q3	journal	Candollea	815
IR	31.85	1.29	131	181	1497	132	47	19	0.374 Q3	journal	Iranian Journal of Veterinary Research	816
 US	44.08	1.29	108	164	2865	109	65	40	0.374 Q3	journal	Journal of Applied Animal Welfare Science	817
 RU	36.04	0.97	52	55	973	52	27	5	0.374 Q3	journal	Protistology	818
 GB	36.72	1.15	175	189	1836	175	50	30	0.372 Q2	journal	African Entomology	819
GB	46.51	0.82	110	109	9861	111	212	28	0.372 Q3	journal	International Journal of Tropical Insect Science	820
 US	47.08	1.39	145	194	3107	145	66	39	0.372 Q2	journal	Journal of Crop Improvement	821
 IT	52.81	1.69	283	480	5281	294	100	26	0.371 Q2	journal	Rendiconti Lincei	822
 US	32.39	1.07	273	308	2429	273	75	18	0.371 Q2	journal	Wood Research	823
US	20.18	0.99	202	244	1433	203	71	13	0.370 Q3	journal	Soil Mechanics and Foundation Engineering	824
 US	58.89	1.02	75	88	1119	77	19	37	0.368 Q3	journal	Interaction Studies	825














 US	34.74	0.63	97	51	938	99	27	20	0.368 Q3	journal	Transactions of the American Entomological Society	826
 GB	55.3	1.43	64	101	1272	64	23	31	0.367 Q2	journal	Biological Agriculture and Horticulture	827
 GB	33.27	1.28	79	85	865	82	26	8	0.366 Q2	journal	Bradleya	828
 US	26.85	0.4	204	88	537	211	20	42	0.366 Q3	journal	Mycotaxon	829
 US	47.83	0.71	152	145	3013	173	63	20	0.365 Q3	journal	Journal of Fish and Wildlife Management	830
 US	11.12	0.76	90	80	456	114	41	41	0.364 Q3	journal	American Entomologist	831
 US	45.83	1.26	730	910	10815	730	236	66	0.364 Q3	journal	Communications in Soil Science and Plant Analysis	832
 JP	14.91	0.83	142	123	641	142	43	15	0.363 Q3	journal	Australasian Plant Disease Notes	833
 JP	27.09	0.6	77	32	596	77	22	19	0.363 Q3	journal	Japanese Journal of Applied Entomology and Zoology	834
 DE	57.04	1.13	128	151	2567	128	45	50	0.362 Q3	journal	African Journal of Marine Science	835
 DE	37.01	1.31	250	335	3146	252	85	26	0.362 Q3	journal	International Journal of Food Engineering	836
 IT	19.48	0.81	363	496	5609	551	288	47	0.362 Q3	journal	Journal of Plant Pathology	837
 IN	52.91	1.05	161	185	2910	161	55	32	0.362 Q3	journal	Tropical Ecology	838
 DE	50.25	0.74	43	32	804	45	16	14	0.361 Q3	journal	Archiv fur Molluskenkunde	839
 IT	44.46	0.97	84	78	1067	84	24	10	0.361 Q3	journal	Flora Mediterranea	840
 GB	37.11	0.6	74	44	1002	74	27	5	0.361 Q3	journal	Species Diversity	841
 GB	59.3	0.97	46	42	593	48	10	18	0.361 Q2	journal	Transactions of the Royal Society of South Australia	842
 GB	0	0.8	102	90	0	105	0	20	0.360 Q3	journal	Webbia	843
 CN	43.34	1.19	532	654	7542	535	174	27	0.359 Q3	journal	Acta Oceanologica Sinica	844














US	81.59	0.66	32	31	1387	37	17	32	0.359 Q3	journal	Asian Perspectives	845
US	48.54	1.33	66	96	3155	76	65	27	0.359 Q3	journal	Journal of Applied Aquaculture	846
US	58.5	1.67	15	17	702	15	12	22	0.359 Q3	journal	Proceedings of the Academy of Natural Sciences of Philadelphia	847
 AU	53.09	0.98	93	96	1752	94	33	45	0.357 Q3	journal	Australian Journal of Zoology	848
 US	42.25	1.51	57	90	845	57	20	31	0.357 Q3	journal	Food Biotechnology	849
 US	39.84	1.56	155	214	8605	155	216	35	0.356 Q3	journal	Animal Biotechnology	850
 GB	54.59	0.97	89	105	2020	99	37	37	0.356 Q3	journal	New Zealand Journal of Botany	851
 US	47.9	0.25	55	45	479	62	10	54	0.355 Q3	journal	Human Biology	852
 JP	55.56	0.81	80	64	1389	81	25	25	0.355 Q3	journal	Paleontological Research	853
 ES	34.63	1	24	20	277	24	8	7	0.354 Q3	journal	Basic and Applied Herpetology	854
 CZ	0	0.68	73	59	0	74	0	34	0.354 Q3	journal	Folia Zoologica	855
 US	35.55	0.56	308	176	3484	308	98	18	0.354 Q2	journal	Journal of Ichthyology	856
 GB	30.68	0.49	83	69	951	115	31	13	0.354 Q3	journal	Wader Study	857
 US	23.82	1.12	134	155	262	139	11	46	0.354 Q2	journal	Wood and Fiber Science	858
 DE	26.5	0.77	432	342	2809	435	106	23	0.353 Q3	journal	Conservation Genetics Resources	859
 GB	46.29	1.18	50	54	648	50	14	36	0.351 Q3	journal	Weed Biology and Management	860
 US	35.14	0.72	47	47	738	47	21	27	0.350 Q3	journal	American Fern Journal	861
 FR	52.14	1	97	111	1512	97	29	31	0.349 Q3	journal	Annales de Limnologie	862
 PK	46.81	0.84	34	44	983	37	21	27	0.348 Q2	journal	Biology and Environment	863
 CZ	36.22	0.84	38	29	326	38	9	5	0.348 Q3	journal	Czech Mycology	864
PK	48.3	1.85	59	96	966	59	20	17	0.348 Q3	journal	International Journal of Dairy Science	865
 NL	50.73	1.34	87	117	2435	87	48	32	0.347 Q3	journal	Animal Biology	866
 US	14.71	0.48	279	133	1618	280	110	24	0.347 Q3	journal	Coleopterists Bulletin	867
 DE	46.48	1.73	56	87	1348	59	29	37	0.345 Q3	journal	Theory in Biosciences	868
 GB	52.5	0.53	28	21	525	28	10	18	0.344 Q3	journal	African Journal of Herpetology	869
	0	0.94	91	110	0	91	0	28	0.344 Q3	journal	Frontiers in Biology	870
CN	46.19	1.55	478	694	7436	478	161	13	0.344 Q3	journal	Hupo Kexue/Journal of Lake Sciences	871





















 GB	42	1.06	198	242	1974	201	47	35	0.343 Q3	journal	Plant Genetic Resources: Characterisation and Utilisation	872
 GB	43.36	0.74	148	113	1821	148	42	50	0.342 Q3	journal	American Midland Naturalist	873
 GB	54.53	0.81	75	77	927	76	17	35	0.342 Q3	journal	Marine and Freshwater Behaviour and Physiology	874
 LU	16.5	0.57	110	62	561	111	34	24	0.341 Q3	journal	Novon	875
 LU	27.87	0.56	39	32	418	44	15	6	0.340 Q3	journal	IUCN/SCC Otter Specialist Group Bulletin	876
 CA	36.7	0.86	373	339	1982	374	54	59	0.338 Q2	journal	Canadian Journal of Plant Science	877
 GB	39.52	1.25	156	205	2450	160	62	40	0.336 Q2	journal	Journal of Forest Research	878
 TR	54.07	1.39	193	258	2920	198	54	37	0.336 Q3	journal	Turkish Journal of Botany	879
 CA	46.22	0.75	80	86	416	89	9	49	0.335 Q2	journal	Forestry Chronicle	880
 GB	51.13	0.86	120	95	1943	122	38	22	0.334 Q3	journal	Anthropologischer Anzeiger	881
 GB	39.02	1.11	149	152	1912	150	49	19	0.334 Q3	journal	South African Journal of Plant and Soil	882
 CH	44.86	1.02	140	167	2512	140	56	14	0.333 Q3	journal	Journal of Crop Science and Biotechnology	883
 US	34.83	0.84	348	299	3448	351	99	33	0.333 Q3	journal	Nordic Journal of Botany	884
 US	24.63	0.74	146	117	1133	146	46	27	0.332 Q3	journal	Brittonia	885
 US	45.63	1.19	81	78	730	81	16	36	0.330 Q3	journal	Avian Biology Research	886
 US	66.06	1.88	108	163	2312	108	35	26	0.330 Q3	journal	Journal of Foodservice Business Research	887
 IN	37.57	0	6	6	263	6	7	6	0.330 Q3	journal	Karstenia	888
 IN	49.69	1.19	147	171	5019	147	101	28	0.329 Q3	journal	Journal of Plant Biochemistry and Biotechnology	889
 US	21.3	0.88	198	220	1874	253	88	36	0.327 Q3	journal	EPPO Bulletin	890












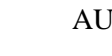



US													
GB	47.98	1.07	101	99	2015	101	42	25	0.327 Q3	journal	Molluscan Research	891	
US	65.78	0.79	24	19	592	24	9	26	0.325 Q3	journal	Annals of Carnegie Museum	892	
US	42	0.5	45	31	588	45	14	18	0.325 Q3	journal	Nautilus	893	
US	35.43	0.53	70	37	248	70	7	24	0.325 Q3	journal	Nematropica	894	
US	0	0.5	12	9	0	12	0	40	0.323 Q3	journal	California Cooperative Oceanic Fisheries, Investigations Reports	895	
 TR	53.07	1.44	181	244	2866	182	54	38	0.323 Q2	journal	Turkish Journal of Biology	896	
 GB	45.13	0.91	51	46	1083	54	24	14	0.321 Q3	journal	Food and Foodways	897	
 GB	44.29	0.74	41	37	310	50	7	4	0.321 Q3	journal	Hunter Gatherer Research	898	
 GB	17.71	0.53	65	35	496	65	28	4	0.321 Q2	journal	Thai Forest Bulletin (Botany)	899	
GB	65.22	1.19	76	96	1761	77	27	24	0.320 Q2	journal	Transactions of the Royal Society of South Africa	900	
 CH	38.48	0.99	162	186	3656	163	95	23	0.319 Q3	journal	Agricultural Research	901	
 JP	33.94	0.68	55	38	1222	59	36	19	0.319 Q3	journal	Ornithological Science	902	
 GB	47.96	1.37	315	425	4556	315	95	30	0.318 Q3	journal	Nutrition and Food Science	903	
GB	34.32	1.27	91	104	1064	97	31	15	0.316 Q3	journal	International Wood Products Journal	904	
 US	23.66	0.38	212	106	1538	212	65	21	0.316 Q3	journal	Journal of Plant Registrations	905	
US	33.64	0.33	129	39	370	129	11	22	0.316 Q3	journal	Journal of the Botanical Research Institute of Texas	906	
 US	35.51	0.71	243	198	2450	243	69	22	0.316 Q3	journal	Russian Journal of Ecology	907	
 SK	34.37	1.34	88	108	1031	88	30	13	0.315 Q3	journal	Acta Facultatis Xylogiae	908	
 PL	39.56	0.59	212	129	3244	212	82	12	0.315 Q3	journal	Sylwan	909	
 US	57.82	1.59	119	212	2891	120	50	87	0.314 Q3	journal	Clays and Clay Minerals	910	
 IN	51.73	0.9	204	207	3466	206	67	18	0.314 Q3	journal	Plant Physiology Reports	911	
 US	3	0.5	61	42	3	79	1	13	0.314 Q3	journal	Spixiana	912	













US	32	0.91	51	49	352	55	11	33	0.313 Q2	journal	Journal of Agricultural Safety and Health	913
 GB	39.69	1.35	324	435	6629	324	167	69	0.312 Q3	journal	Biochemical Systematics and Ecology	914
 SK	41.41	0.91	218	217	9400	218	227	20	0.312 Q3	journal	Iranian Journal of Fisheries Sciences	915
 SK	32.08	1.31	120	155	1283	120	40	24	0.312 Q3	journal	Journal of Food and Nutrition Research	916
 GB	44.92	1.06	82	87	1707	82	38	5	0.312 Q3	journal	Plant Breeding and Biotechnology	917
 GB	46.04	0.75	80	72	3131	80	68	33	0.312 Q3	journal	Studies on Neotropical Fauna and Environment	918
 CN	30.42	0.55	95	46	1156	95	38	8	0.311 Q3	journal	Arachnology	919
 CN	32.07	0.75	225	174	1411	225	44	8	0.311 Q3	journal	Chinese Journal of Agrometeorology	920
 GB	43.53	0.84	95	75	1306	96	30	38	0.311 Q3	journal	Invertebrate Reproduction and Development	921
 NL	46.92	1.39	265	381	3472	267	74	58	0.311 Q3	journal	Journal of Inclusion Phenomena and Macrocyclic Chemistry	922
 US	15.84	0.79	986	774	5117	1010	323	39	0.310 Q3	journal	Chemistry of Natural Compounds	923
 GB	28.7	0.54	171	103	1349	174	47	42	0.310 Q3	journal	Journal of Medical Primatology	924
 US	25.75	0.53	345	192	3296	347	128	26	0.309 Q3	journal	Southwestern Entomologist	925
US	44	0.69	45	38	572	54	13	12	0.308 Q2	journal	Culture, Agriculture, Food and Environment	926
 GB	21.59	0.5	53	28	475	59	22	20	0.308 Q3	journal	Rhodora	927
GB	41.55	1.24	85	121	3490	87	84	20	0.307 Q3	journal	Journal of Culinary Science and Technology	928
CN	38.56	0.94	200	182	2198	200	57	6	0.305 Q3	journal	Chinese Journal of Rice Science	929











CN													
AT	55.25	0.94	65	66	442	65	8	12	0.303 Q3	journal	Austrian Journal of Forest Science	930	
JP	25.6	0.45	72	42	512	73	20	16	0.303 Q3	journal	Environmental Control in Biology	931	
GB	15.66	0.42	124	74	955	144	61	12	0.303 Q3	journal	Herpetological Bulletin	932	
MY	38.5	1.09	989	1250	4581	989	119	50	0.303 Q3	journal	International Food Research Journal	933	
US	36.56	0.56	177	108	2413	177	66	34	0.303 Q3	journal	Western North American Naturalist	934	
DE	46.16	1.15	80	99	1985	83	43	14	0.301 Q2	journal	Gesunde Pflanzen	935	
US	55.48	0.59	76	50	1165	76	21	35	0.301 Q3	journal	Northwest Science	936	
FI	22.6	0.64	143	88	1085	146	48	36	0.300 Q3	journal	Annales Botanici Fennici	937	
LV	15.81	0.67	851	523	4491	854	284	13	0.3	conference and proceedings	Engineering for Rural Development	938	
 IN	19.32	0.47	210	145	1314	266	68	14	0.300 Q3	journal	Indian Journal of Genetics and Plant Breeding	939	
 US	53.89	0.62	104	85	1509	104	28	45	0.300 Q3	journal	Journal of the Torrey Botanical Society	940	
 CN	41.86	1.2	334	393	5568	334	133	12	0.299 Q3	journal	Acta Pedologica Sinica	941	
 US	40.32	0.63	151	96	1250	151	31	45	0.298 Q3	journal	Waterbirds	942	
 IN	26.58	0.48	659	360	7337	659	276	11	0.297 Q3	journal	Indian Journal of Animal Research	943	
 CN	7.67	0.91	1444	1329	3074	1444	401	43	0.295 Q3	journal	Chinese Journal of Applied Ecology	944	
 IN	17.57	0.55	244	160	1423	305	81	11	0.295 Q3	journal	Journal of Agrometeorology	945	
 FR	30.32	0.56	105	70	576	108	19	30	0.294 Q3	journal	Cybium	946	
 FI	51.13	0.71	52	34	409	52	8	30	0.294 Q3	journal	Ornis Fennica	947	
 US	20.44	0.57	115	71	1104	115	54	9	0.293 Q3	journal	Arid Ecosystems	948	
 PL	30.17	1.12	71	70	543	71	18	12	0.293 Q3	journal	Drewno	949	
 PK	33.75	0.92	832	707	11002	832	326	23	0.293 Q3	journal	Pakistan Journal of Zoology	950	
 GB	46.68	0.63	77	91	1307	79	28	24	0.292 Q3	journal	Agrekon	951	












FR	41.9	0.44	91	48	838	92	20	25	0.292 Q3	journal	Cryptogamie, Bryologie	952
US	0	0.64	33	18	0	34	0	18	0.291 Q4	journal	Entomologica Americana	953
NZ	54.32	0.34	88	36	1521	90	28	21	0.291 Q3	journal	Notornis	954
US	21.62	0.71	186	138	1751	193	81	10	0.290 Q3	journal	Crop, Forage and Turfgrass Management	955
 SE	39.76	0.92	200	220	2505	203	63	49	0.290 Q3	journal	Nordic Pulp and Paper Research Journal	956
 GB	48.7	1.76	414	760	35744	414	734	42	0.289 Q3	journal	International Journal of Environmental Analytical Chemistry	957
 US	41.74	0.57	153	100	2087	153	50	13	0.289 Q3	journal	Russian Journal of Biological Invasions	958
 RU	29.33	0.58	56	33	704	56	24	5	0.288 Q3	journal	Ruthenica	959
 IN	60.58	0.62	75	68	1151	79	19	32	0.287 Q3	journal	Israel Journal of Plant Sciences	960
IN	37.53	0.95	502	483	4503	502	120	18	0.287 Q2	journal	Proceedings of the National Academy of Sciences India Section B - Biological Sciences	961
 IN	31.17	1	67	71	717	67	23	10	0.286 Q3	journal	Journal of the Indian Academy of Wood Science	962
 AU	40.15	0.65	66	75	522	66	13	25	0.285 Q3	journal	Plant OMICS	963
 RU	46.26	0.58	85	55	1249	86	27	6	0.283 Q3	journal	Invertebrate Zoology	964
 ID	20.86	0.75	13	15	146	13	7	10	0.283 Q3	journal	Kukila	965
 GB	20.73	0.55	42	32	456	47	22	21	0.283 Q2	journal	Mathematical Population Studies	966
 NZ	35.71	0.57	114	75	250	116	7	20	0.283 Q3	journal	New Zealand Plant Protection	967
 CN	43.83	0.85	428	469	6969	468	159	11	0.282 Q3	journal	Biodiversity Science	968
 US	49.94	1.24	471	529	11787	474	236	38	0.282 Q3	journal	Biologia (Poland)	969
US	19.59	0.5	117	55	627	118	32	20	0.282 Q3	journal	Journal of the Lepidopterists' Society	970












 CN	41.54	0.92	1241	1201	17653	1242	425	12	0.282 Q2	journal	Scientia Agricultura Sinica	971
 GB	57.76	1.02	105	135	3177	130	55	28	0.280 Q3	journal	African Journal of Aquatic Science	972
 HU	35.47	0.83	196	186	3299	196	93	32	0.280 Q3	journal	Cereal Research Communications	973
 JP	29.75	0.66	58	38	595	58	20	16	0.280 Q3	journal	Current Herpetology	974
 US	0	0.75	27	25	0	27	0	13	0.280 Q3	journal	Primate Conservation	975
 NL	35.56	0.5	324	198	3414	326	96	37	0.278 Q3	journal	Crustaceana	976
 JP	40.71	0.74	93	74	1425	93	35	16	0.278 Q3	journal	Mammal Study	977
 US	11.44	0.32	258	119	1110	300	97	30	0.277 Q2	journal	American Biology Teacher	978
 US	23.67	0.55	534	286	4214	534	178	11	0.277 Q2	journal	Tobacco Science and Technology	979
 US	29.27	0.79	49	38	322	49	11	32	0.275 Q3	journal	American Malacological Bulletin	980
GB	39.96	0.64	44	27	1119	44	28	39	0.274 Q3	journal	Acta Agriculturae Scandinavica - Section A: Animal Science	981
  CH	33.63	0.47	223	125	2758	223	82	12	0.274 Q4	journal	Inland Water Biology	982
 CH	30.24	0.7	328	262	2933	328	97	42	0.273 Q3	journal	Food Science and Technology Research	983
 US	28.09	0.88	60	52	646	60	23	5	0.273 Q3	journal	Journal of Environmental Horticulture	984
  CN	0	0.74	61	35	0	61	0	18	0.273 Q3	journal	Plant and Fungal Systematics	985
 CN	41.08	1.05	405	426	8134	405	198	7	0.272 Q3	journal	Journal of Plant Nutrition and Fertilizers	986
 GB	97.1	1.38	155	181	4855	155	50	30	0.271 Q2	journal	CAB Reviews: Perspectives in Agriculture, Veterinary Science, Nutrition and Natural Resources	987
 CN	45.32	0.78	105	73	1722	105	38	6	0.271 Q3	journal	Current Research in Environmental and Applied Mycology	988
 US	33.55	0.94	144	157	2751	163	82	17	0.271 Q3	journal	International Journal of Vegetable Science	989






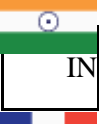





 US													
 CH	31.61	1.27	722	892	6322	722	200	21	0.271 Q2	journal	Iranian Journal of Science and Technology, Transaction A: Science	990	
 IN	31.19	0.85	38	51	842	56	27	13	0.271 Q3	journal	Journal of Food Science Education	991	
 IN	37.67	0.7	124	92	2147	125	57	11	0.271 Q3	journal	Proceedings of the Zoological Society	992	
 CN	22.96	0.93	2683	2579	16051	2684	699	45	0.270 Q4	journal	Acta Ecologica Sinica	993	
 US	35.33	0.53	215	138	2756	217	78	30	0.270 Q4	journal	Northeastern Naturalist	994	
 US	0	0	52	66	0	54	0	8	0.27	conference and proceedings	Proceedings of the 2016 IEEE 12th International Conference on e-Science, e-Science 2016	995	
 US	26.75	0.56	47	29	107	47	4	28	0.269 Q3	journal	Proceedings of the Biological Society of Washington	996	
 PK	36.85	1.04	207	249	7260	207	197	43	0.268 Q3	journal	Pakistan Journal of Biological Sciences	997	
 GB	38.33	0.68	42	26	460	42	12	24	0.268 Q3	journal	Tropical Zoology	998	
 AU	106.62	0.26	62	22	2239	63	21	16	0.267 Q3	journal	Agricultural History	999	
 AU	38.82	0.63	116	76	1514	127	39	28	0.267 Q3	journal	Australian Zoologist	1000	
 JP	24	1.79	133	241	72	133	3	18	0.267 Q3	journal	Engineering in Agriculture, Environment and Food	1001	
 JP	20.32	0.8	987	787	6360	987	313	17	0.267 Q3	journal	International Journal of GEOMATE	1002	
 US	28.31	0.5	180	103	1982	182	70	28	0.267 Q4	journal	Southeastern Naturalist	1003	












													
	20.33	0.36	17	8	61	18	3	17	0.264 Q4	journal	Tijdschrift voor Entomologie	1004	
	32.22	0.67	113	71	1611	114	50	8	0.263 Q3	journal	Range Management and Agroforestry	1005	
	30.9	0.36	64	21	309	64	10	5	0.262 Q3	journal	Mitteilungen Klosterneuburg	1006	
	31.6	0.48	135	68	316	136	10	23	0.261 Q3	journal	Ornitologia Neotropical	1007	
	32.59	0.63	127	79	1499	127	46	8	0.261 Q3	journal	Russian Journal of Herpetology	1008	
	26.78	0.58	26	24	723	35	27	3	0.261 Q3	journal	Tropical Natural History	1009	
	45.76	0.74	248	212	5537	249	121	23	0.260 Q3	journal	Archives of Phytopathology and Plant Protection	1010	
	37	0.85	140	123	37	140	1	45	0.260 Q3	journal	Cryo-Letters	1011	
	12.36	0.69	184	120	680	184	55	16	0.260 Q3	journal	Doklady Biological Sciences	1012	
	31.13	0.78	150	130	1494	151	48	51	0.260 Q3	journal	Forest Products Journal	1013	
	49.39	0.8	39	32	889	39	18	12	0.258 Q3	journal	Italian Journal of Agrometeorology	1014	












IT													
 IN	15.02	0.23	286	63	631	295	42	21	0.257 Q3	journal	Indian Journal of Agronomy	1015	
 KR	33.33	0.55	527	290	5066	530	152	24	0.257 Q3	journal	Journal of the Korean Society of Food Science and Nutrition	1016	
 NL	35.71	1.45	44	59	1357	47	38	35	0.256 Q3	journal	Acta Biotheoretica	1017	
 US	8.5	0.22	63	31	170	284	20	32	0.255 Q3	journal	Herpetological Review	1018	
 US	38.46	0.64	211	144	2654	211	69	23	0.255 Q4	journal	Russian Journal of Marine Biology	1019	
 TR	38.44	0.45	94	48	692	94	18	12	0.254 Q4	journal	Journal of the Entomological Research Society	1020	
 DE	29.93	0.7	43	30	419	48	14	16	0.253 Q3	journal	Beitrage zur Tabakforschung International/ Contributions to Tobacco Research	1021	
 ES	44.17	0.28	41	14	530	43	12	18	0.252 Q3	journal	Archaeofauna	1022	
 GB	41.83	0.76	347	277	5773	358	138	33	0.252 Q4	journal	Biological Rhythm Research	1023	
 CN	66.25	0.67	330	242	1855	330	28	9	0.252 Q3	journal	Chinese Journal of Plant Ecology	1024	













 JP	13.44	0.46	107	49	524	107	39	28	0.251 Q3	journal	Shokuhin eiseigaku zasshi. Journal of the Food Hygienic Society of Japan	1025
 DE	7.93	0.35	149	51	666	191	84	18	0.251 Q3	journal	Zuckerindustrie	1026
 JP	30.55	0.76	217	156	1711	229	56	28	0.250 Q3	journal	Cytologia	1027
 IN	53.07	0.75	186	142	1433	190	27	31	0.248 Q3	journal	Allelopathy Journal	1028
 DE	42.18	0.81	122	110	1181	122	28	12	0.248 Q3	journal	European Poultry Science	1029
 US	28.75	0.54	151	89	1696	156	59	30	0.248 Q3	journal	Journal of Entomological Science	1030
 IN	27.74	1.38	364	396	3606	364	130	12	0.248 Q3	journal	Research on Crops	1031
 RU	50.67	0.58	73	41	1672	73	33	5	0.247 Q3	journal	Botanica Pacifica	1032
 DE	41.3	0.56	26	24	413	26	10	9	0.247 Q3	journal	Hellenic Plant Protection Journal	1033
 PK	39.53	0.87	70	85	2332	70	59	30	0.246 Q3	journal	Asian Journal of Plant Sciences	1034
 CH	18	0.79	75	58	18	75	1	42	0.246 Q3	journal	Seed Science and Technology	1035











 SK	44.08	0.4	41	17	573	42	13	8	0.246 Q3	journal	Thaiszia Journal of Botany	1036
 GB	45.95	0.83	114	85	919	114	20	18	0.246 Q3	journal	Zoology and Ecology	1037
 JP	15.62	0.32	40	18	328	40	21	15	0.245 Q4	journal	Acta Arachnologica	1038
 DE	45.5	0.61	38	25	1274	39	28	21	0.244 Q3	journal	Journal of Agricultural and Food Industrial Organization	1039
 US	24.08	0.78	76	65	313	88	13	13	0.244 Q3	journal	Journal of Agricultural and Food Information	1040
 JP	12.48	0.2	286	85	1161	477	93	25	0.243 Q4	journal	Nippon Suisan Gakkaishi	1041
 US	23.2	0.35	78	25	696	79	30	9	0.242 Q3	journal	Harvard Papers in Botany	1042
 US	0	0.42	85	75	0	103	0	41	0.241 Q3	journal	Cereal Foods World	1043
 IN	24.64	0.37	324	131	2636	324	107	8	0.241 Q3	journal	Indian Journal of Agricultural Research	1044
 GB	39.29	1.23	117	121	1611	117	41	11	0.241 Q3	journal	Journal of Biologically Active Products from Nature	1045
 GB	29.44	0.64	109	80	2120	109	72	15	0.241 Q4	journal	Oriental Insects	1046











 MY	38.24	0.63	96	62	1300	96	34	4	0.241 Q4	journal	Serangga	1047
 US	30.77	0.68	52	34	800	52	26	25	0.240 Q3	journal	Feddes Repertorium	1048
 JP	17.86	0.48	65	37	250	65	14	43	0.240 Q3	journal	Fish Pathology	1049
 RU	51.35	0.46	46	26	873	46	17	9	0.240 Q3	journal	Russian Journal of Theriology	1050
 GB	23.87	0.73	81	57	716	81	30	38	0.239 Q4	journal	Bulletin of the European Association of Fish Pathologists	1051
 IN	27.33	0.09	62	33	1175	62	43	11	0.239 Q3	journal	Rheedea	1052
 FR	45.11	0.82	105	86	1263	105	28	29	0.238 Q3	journal	Fruits	1053
 HU	21.85	0.61	180	135	1289	180	59	28	0.237 Q3	journal	Acta Alimentaria	1054
 NL	50.67	0.9	179	158	1824	180	36	19	0.237 Q3	journal	Quality Assurance and Safety of Crops and Foods	1055
 US	34.5	0.53	90	44	621	90	18	30	0.236 Q4	journal	Comparative Parasitology	1056
 IN	20.28	0.54	495	249	7462	495	368	7	0.236 Q4	journal	Indian Journal of Ecology	1057













 CN	37.42	0.84	386	324	7073	386	189	7	0.234 Q3	journal	Chinese Journal of Eco-Agriculture	1058
 CN	38.87	0.65	196	122	2682	196	69	21	0.233 Q4	journal	Acta Theriologica Sinica	1059
 RU	38.18	0.32	121	39	3703	121	97	3	0.233 Q4	journal	Botanicheskii Zhurnal	1060
 KR	33.59	0.45	348	166	3359	348	100	5	0.233 Q3	journal	Korean Journal of Food Preservation	1061
 US	23.5	0.23	78	21	705	81	30	10	0.233 Q4	journal	Western Birds	1062
 GR	0	0	14	6	0	14	0	10	0.232 Q3	journal	Agricultural Economics Review	1063
 TH	16.97	0.18	239	50	1273	239	75	11	0.231 Q4	journal	Buffalo Bulletin	1064
 US	33.87	0.31	91	33	1050	91	31	9	0.231 Q4	journal	International Journal on Algae	1065
 CN	39.75	0.63	1259	760	4492	1259	113	23	0.229 Q4	journal	Chinese Journal of Ecology	1066
 RU	32.26	0.56	90	43	1129	90	35	5	0.229 Q4	journal	Novosti Sistematiki Nizshikh Rastenii	1067
 RU	34.46	0.53	117	60	1654	117	48	12	0.228 Q4	journal	Mikologiya I Fitopatologiya	1068












 PL	41.75	1.1	96	95	1670	101	40	10	0.227 Q4	journal	Ecological Questions	1069
 US	32.06	0.39	44	19	1058	45	33	12	0.227 Q4	journal	International Journal of Aquatic Research and Education	1070
 MY	29.13	0.39	77	38	874	77	30	8	0.223 Q3	journal	Malaysian Forester	1071
 US	63	0.76	53	40	63	53	1	47	0.222 Q3	journal	Arboriculture and Urban Forestry	1072
 US	39.37	0.39	492	219	6851	492	174	20	0.222 Q3	journal	Biology Bulletin	1073
 JP	22.13	0.32	32	12	177	37	8	6	0.222 Q3	journal	Bulletin of the Kanagawa Prefectural Museum, Natural Science	1074
 EG	57.05	1.1	61	67	3708	61	65	3	0.222 Q4	journal	Egyptian Journal of Botany	1075
 GB	42	0.98	58	52	1050	62	25	5	0.222 Q3	journal	International Journal of Sustainable Agricultural Management and Informatics	1076
 AE	51.05	0.92	171	178	8168	175	160	25	0.221 Q3	journal	Current Nutrition and Food Science	1077
 JP	25.34	0.55	121	77	1039	121	41	31	0.221 Q3	journal	Japan Agricultural Research Quarterly	1078
	39.59	0.96	592	569	11561	592	292	7	0.221 Q3	journal	Journal of Agro-Environment Science	1079











												
	31.77	0.42	155	57	413	161	13	10	0.221 Q3	journal	Journal of the Indian Society of Soil Science	1080
	23.81	0.57	19	10	619	19	26	16	0.221 Q4	journal	Telopea	1081
	19.38	0.33	901	332	1744	901	90	26	0.220 Q3	journal	Indian Journal of Agricultural Sciences	1082
	22.52	0.2	202	50	1126	210	50	23	0.219 Q3	journal	Nippon Shokuhin Kagaku Kogaku Kaishi	1083
	33.33	0.72	66	46	100	66	3	33	0.218 Q4	journal	Cahiers de Biologie Marine	1084
	34.64	0.41	177	70	1559	177	45	10	0.218 Q4	journal	Hydrobiological Journal	1085
	37.09	0.57	763	398	8938	763	241	9	0.217 Q3	journal	Acta Prataculturae Sinica	1086
	24.8	0.39	123	47	868	135	35	19	0.217 Q4	journal	Journal of Camel Practice and Research	1087
	36.97	0.5	211	155	2921	283	79	12	0.216 Q4	journal	Indian Journal of Fisheries	1088
	43.13	0.56	149	91	3407	149	79	12	0.216 Q4	journal	Thalassas	1089
	38.39	0.88	131	125	1459	146	38	28	0.214 Q3	journal	Journal fur Verbraucherschutz und Lebensmittelsicherheit	1090











CH												
 IN	40.3	0.4	55	23	1209	55	30	3	0.213 Q4	journal	Asian Journal of Conservation Biology	1091
 PL	34.89	0.33	68	34	663	68	19	11	0.213 Q4	journal	Polish Journal of Soil Science	1092
 HU	45.14	0.44	53	37	316	53	7	28	0.212 Q3	journal	Acta Biologica Szegediensis	1093
 DE	0	0.88	56	51	0	56	0	15	0.212 Q3	journal	BrewingScience	1094
 CN	37.33	0.39	372	177	3994	372	107	5	0.212 Q4	journal	Journal of Fishery Sciences of China	1095
 TR	33.56	0.65	31	20	604	31	18	3	0.212 Q4	journal	Natural Volatiles and Essential Oils	1096
 NL	0	0.56	49	25	0	49	0	24	0.212 Q4	journal	Odonatologica	1097
 LV	22.11	0.34	246	127	995	252	45	9	0.212	conference and proceedings	Research for Rural Development	1098
 US	45.5	1.25	6	6	91	6	2	4	0.212 Q3	journal	USDA Forest Service - Research Papers PNW-RP	1099
 RS	24.67	0.31	51	27	296	51	12	19	0.211 Q4	journal	Helia	1100












 US	0	0.96	22	22	0	23	0	4	0.21	conference and proceedings	2018 IEEE Conference on Computational Intelligence in Bioinformatics and Computational Biology, CIBCB 2018	1101
 CA	64.33	0.27	122	42	386	127	6	28	0.210 Q4	journal	Canadian Field-Naturalist	1102
 CN	29.25	0.9	458	376	5324	458	182	16	0.210 Q4	journal	Journal of Ecology and Rural Environment	1103
 US	0	0	84	75	0	88	0	10	0.21	conference and proceedings	Proceedings - 13th IEEE International Conference on eScience, eScience 2017	1104
 CH	34.88	1.1	31	34	1465	31	42	3	0.208 Q3	journal	Journal of Biosystems Engineering	1105
 MY	35.79	0.65	288	183	1682	288	47	15	0.208 Q4	journal	Pertanika Journal of Tropical Agricultural Science	1106
 GB	22.38	0.34	40	16	582	57	26	21	0.207 Q4	journal	Arboricultural Journal	1107
 US	50.79	0.52	36	18	711	36	14	4	0.207 Q4	journal	Botanikai Kozlemenyek	1108
 RO	25.4	0.56	85	42	635	85	25	6	0.207 Q3	journal	Bulletin of the Transilvania University of Brasov, Series II: Forestry, Wood Industry, Agricultural Food Engineering	1109
 IT	36.27	0.89	38	34	399	39	11	13	0.206 Q3	journal	Atti della Societa Toscana di Scienze Naturali, Memorie Serie B	1110











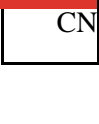
 US	34.68	0.44	62	31	867	69	25	26	0.206 Q4	journal	Castanea	1111
 US	25.2	0.29	800	288	6452	800	256	22	0.206 Q4	journal	Indian Journal of Animal Sciences	1112
US	0	0	7	4	0	7	0	11	0.205	conference and proceedings	Freshwater Crayfish	1113
 IN	26.59	0.96	212	204	1994	215	75	10	0.205 Q3	journal	Journal of The Institution of Engineers (India): Series A	1114
 NL	48.36	0.84	80	63	1596	80	33	18	0.204 Q4	journal	Mediterranean Journal of Nutrition and Metabolism	1115
 JP	29.55	0.18	97	25	325	97	11	4	0.203 Q4	journal	Aquaculture Science	1116
 GB	36.67	0.38	104	38	1430	107	39	11	0.203 Q4	journal	Bulletin of the British Ornithologists' Club	1117
 US	36.53	0.59	25	16	694	27	19	19	0.203 Q4	journal	Great Lakes Entomologist	1118
 GB	22.86	0.62	54	32	503	56	22	4	0.203 Q3	journal	International Journal of Agricultural Management	1119
 GB	59.18	0.47	39	21	1657	40	28	31	0.203 Q4	journal	Israel Journal of Ecology and Evolution	1120
 TW	32.82	0.15	73	13	361	73	11	15	0.203 Q3	journal	Taiwan Journal of Forest Science	1121
 CN	35.04	0.34	570	185	2523	570	72	6	0.201 Q4	journal	Journal of Fisheries of China	1122
 FR	0	0.62	63	40	0	63	0	26	0.201 Q4	journal	Revue d'Ecologie (La Terre et la Vie)	1123












 US	0	2.41	1	41	0	18	0	24	0.199 Q4	book series	Horticultural Reviews	1124
 CN	37.92	0.5	704	374	9555	704	252	7	0.199 Q3	journal	Linze Kexue/Scientia Silvae Sinicae	1125
 GB	0	0.38	46	16	0	48	0	17	0.199 Q4	journal	Ringing and Migration	1126
 GB	34.63	0.47	273	129	3775	273	109	4	0.199 Q3	journal	Sarhad Journal of Agriculture	1127
 IR	41.76	0.69	89	59	1545	89	37	4	0.198 Q4	journal	Iranian Journal of Plant Physiology	1128
 GB	53.77	0.33	36	10	699	36	13	9	0.198 Q4	journal	Landscape History	1129
 US	17.88	0.35	71	23	608	78	34	20	0.197 Q4	journal	Pan-Pacific Entomologist	1130
 JP	40.67	0.77	97	69	610	98	15	14	0.197 Q4	journal	Sabrao Journal of Breeding and Genetics	1131
 CN	35.94	0.35	433	152	1150	433	32	5	0.196 Q4	journal	Haiyang Xuebao	1132
 GB	32.6	0.94	27	18	326	27	10	19	0.196 Q4	journal	New Zealand Entomologist	1133
 US	107.67	0.52	36	15	969	36	9	23	0.196 Q4	journal	USDA Forest Service - General Technical Report RMRS-GTR	1134












 FR	20.87	0.15	99	25	793	113	38	14	0.195 Q4	journal	Alauda	1135
 RU	64.6	0.74	75	53	1615	77	25	5	0.195 Q3	journal	Biological Communications	1136
 US	34.47	0.38	398	143	4102	398	119	16	0.195 Q4	journal	Entomological Review	1137
 NO	0	1	4	3	0	4	0	8	0.195 Q4	journal	Ornis Norvegica	1138
 US	22.16	0.38	152	64	1219	156	55	23	0.194 Q4	journal	Entomological News	1139
 IN	17.87	0.28	395	105	2019	395	113	6	0.194 Q3	journal	International Journal of Agricultural and Statistical Sciences	1140
 RU	48.36	0.57	372	233	4643	372	96	11	0.194 Q3	journal	Sel'skokhozyaistvennaya Biologiya	1141
 RU	27.96	0.29	381	100	783	381	28	17	0.194 Q4	journal	Zoologicheskii Zhurnal	1142
 GB	27.15	0.85	110	88	2824	111	104	13	0.193 Q3	journal	International Journal of Design and Nature and Ecodynamics	1143
 ES	0	0	14	7	0	14	0	5	0.193 Q4	journal	Revista Catalana d'Ornitologia	1144
US	0	0	81	77	0	82	0	6	0.192	conference and proceedings	2017 6th International Conference on Agro-Geoinformatics, Agro-Geoinformatics 2017	1145












 MY	30.7	0.72	152	102	1320	154	43	28	0.192 Q4	journal	Malaysian Journal of Nutrition	1146
 US	32.39	0.77	120	116	1231	122	38	11	0.192 Q3	journal	Moscow University Biological Sciences Bulletin	1147
 CH	23.88	0.61	15	73	573	86	24	11	0.191 Q3	book series	SEMA SIMAI Springer Series	1148
 US	0	0.53	86	46	0	87	0	3	0.19	conference and proceedings	2019 8th International Conference on Agro-Geoinformatics, Agro-Geoinformatics 2019	1149
 CN	31.9	0.48	973	464	7401	973	232	9	0.190 Q4	journal	Acta Horticulturae Sinica	1150
 TR	36.87	0.65	110	86	3798	110	103	6	0.189 Q4	journal	Journal of World's Poultry Research	1151
 US	0	0	10	11	0	24	0	21	0.189 Q4	journal	Lipid Technology	1152
 PH	44.07	0.59	43	24	1234	43	28	3	0.189 Q4	journal	Philippine Journal of Systematic Biology	1153
 NL	0	0.46	102	48	0	104	0	3	0.189	conference and proceedings	Precision Agriculture 2019 - Papers Presented at the 12th European Conference on Precision Agriculture, ECPA 2019	1154
 CH	15.89	0.27	123	28	604	140	38	10	0.189 Q4	journal	Schweizerische Zeitschrift fur Forstwesen	1155











 RU	38.2	0.31	40	17	382	40	10	23	0.188 Q4	journal	Russian Journal of Nematology	1156
 US	33.14	0.46	250	103	3447	259	104	6	0.187 Q4	journal	Indian Phytopathology	1157
 GB	0	0.57	14	8	0	14	0	9	0.186 Q4	journal	Forktail	1158
 TH	30.8	0.8	20	19	308	20	10	6	0.186 Q4	journal	Phuket Marine Biological Center Research Bulletin	1159
 US	0	0.36	125	77	0	125	0	10	0.186 Q4	journal	Russian Journal of Genetics: Applied Research	1160
 HU	25.8	0.47	78	37	258	78	10	20	0.185 Q4	journal	Acta Phytopathologica et Entomologica Hungarica	1161
 IN	24.1	0.21	231	48	2627	231	109	8	0.185 Q4	journal	Journal of Entomological Research	1162
 US	32.07	0.22	88	31	449	89	14	33	0.184 Q4	journal	Journal of the Kansas Entomological Society	1163
 FR	0	0	33	24	0	33	0	34	0.182 Q4	journal	Journal International des Sciences de la Vigne et du Vin	1164
 PT	37.37	0.54	32	17	710	32	19	7	0.182 Q4	journal	Journal of Integrated Coastal Zone Management	1165
 US	29.5	0.33	33	11	59	33	2	23	0.182 Q4	journal	Journal of the American Pomological Society	1166











 IT	36.22	0.47	441	215	8366	442	231	9	0.182 Q4	journal	Progress in Nutrition	1167
 BE	19.19	0.26	5864	1773	33141	5875	1727	58	0.181 Q4	book series	Acta Horticulturae	1168
 GB	31.09	0.4	64	43	342	64	11	23	0.181 Q4	journal	International Journal of Agricultural Resources, Governance and Ecology	1169
 HU	71	0.3	67	17	426	69	6	9	0.179 Q4	journal	Agrokemia es Talajtan	1170
 CN	33.81	0.44	538	257	5950	538	176	17	0.179 Q4	journal	Beijing Linye Daxue Xuebao/Journal of Beijing Forestry University	1171
 IT	29	0.48	41	13	174	41	6	5	0.179 Q4	journal	Dog Behavior	1172
 NZ	25.18	0.43	33	15	554	35	22	2	0.179 Q4	journal	Journal of New Zealand Grasslands	1173
 TR	36.11	0.3	117	35	1336	117	37	2	0.178 Q3	journal	Journal of Tekirdag Agricultural Faculty	1174
 CN	40.5	0.58	660	411	11380	660	281	12	0.176 Q3	journal	Zhiwu Shengli Xuebao/Plant Physiology Journal	1175
 DE	22	0.22	102	18	484	108	22	16	0.176 Q4	journal	Zuchtungskunde	1176
 CN	37.22	0.3	456	161	5769	456	155	6	0.175 Q4	journal	Oceanologia et Limnologia Sinica	1177




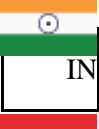






 CH	28.92	0.18	154	40	694	246	24	9	0.174 Q4	journal	Agrarforschung Schweiz	1178
 US	39.04	0.27	42	14	976	50	25	18	0.174 Q4	journal	California Fish and Game	1179
 MY	31.64	0.79	685	442	3828	686	121	15	0.174 Q4	journal	Pertanika Journal of Science and Technology	1180
 US	27.42	0.2	120	39	329	122	12	30	0.173 Q4	journal	Southwestern Naturalist	1181
 US	26.04	0.35	115	46	1224	144	47	15	0.172 Q4	journal	Food Protection Trends	1182
 GB	0	0.44	40	21	0	46	0	20	0.172 Q4	journal	Journal of Conchology	1183
 PH	38.58	0.42	92	43	1003	92	26	8	0.172 Q4	journal	Journal of the International Society for Southeast Asian Agricultural Sciences	1184
 NL	32.5	0.24	25	6	65	25	2	7	0.171 Q4	journal	Gorteria: Tijdschrift voor Onderzoek aan de Wilde Flora	1185
 TW	29.72	0.4	40	30	951	40	32	4	0.171 Q4	journal	International Journal of Applied Science and Engineering	1186
 AE	60.32	0.92	35	35	1689	38	28	26	0.171 Q4	journal	Recent patents on food, nutrition & agriculture	1187
 US	36.38	0.35	37	12	473	37	13	19	0.170 Q4	journal	Great Plains Research	1188












 TH	38.94	0.42	51	19	701	51	18	2	0.170 Q4	journal	Journal of Fisheries and Environment	1189
 BR	0	0.27	112	44	0	113	0	23	0.170 Q4	journal	Revista Brasileira de Ornitologia	1190
 BR	29.88	0.33	103	34	1285	103	43	2	0.169 Q4	journal	Cientifica	1191
 NG	20.58	0.45	156	65	1173	156	57	4	0.169 Q4	journal	Journal of Agricultural Extension	1192
 NL	23.38	0.17	33	11	561	33	24	3	0.169 Q4	journal	Linguistic Variation	1193
 PH	33.09	0.25	108	45	1092	111	33	14	0.169 Q4	journal	Philippine Agricultural Scientist	1194
 PK	36.3	0.6	47	28	2214	47	61	3	0.168 Q4	journal	Journal of Animal Health and Production	1195
 IN	41.96	0.28	130	36	1049	130	25	2	0.168 Q4	journal	Phytopathogenic Mollicutes	1196
 US	40.86	0.27	14	4	572	15	14	1	0.167 Q4	journal	Gulf and Caribbean Research	1197
 HR	40.8	0.51	166	88	1632	172	40	19	0.166 Q4	journal	Agriculae Conspectus Scientificus	1198
 CN	29.42	0.46	223	102	3060	223	104	4	0.166 Q4	journal	Journal of South China Agricultural University	1199










 NO	21.35	0.21	50	13	491	50	23	9	0.166 Q4	journal	Norwegian Journal of Entomology	1200
 CN	44.61	0.47	569	258	7137	569	160	18	0.164 Q4	journal	Chinese Journal of Applied and Environmental Biology	1201
 JP	0	0.31	26	8	0	43	0	14	0.164 Q4	journal	Japanese Journal of Limnology	1202
 US	13	0.13	10	2	65	10	5	6	0.163 Q4	journal	US Department of Agriculture, Forest Service - Resource Bulletin	1203
 US	0	1.5	8	15	0	10	0	4	0.162	conference and proceedings	MHFI 2018 - 3rd Workshop on Multisensory Approaches to Human-Food Interaction	1204
 IN	43.1	0.47	359	113	3620	359	84	9	0.162 Q4	journal	Vegetos	1205
 FR	74	0.25	57	25	74	58	1	35	0.162 Q4	journal	Vie et Milieu	1206
 AU	10.14	0.23	40	9	142	43	14	5	0.161 Q4	journal	Austrobaileya	1207
 IN	27.41	0.13	159	21	1014	168	37	12	0.161 Q4	journal	Pestology	1208
 CH	23.16	0.44	50	22	857	54	37	37	0.161 Q4	journal	World Review of Nutrition and Dietetics	1209
 US	12	0	6	4	12	7	1	4	0.159 Q4	journal	USDA Forest Service - Research Note PNW-RN	1210












 IN	29.75	0.42	23	8	238	24	8	4	0.158 Q4	journal	Halteres	1211
 TH	26.21	0.3	280	85	3276	280	125	3	0.158 Q4	journal	International Journal of Agricultural Technology	1212
 FR	0	0	35	15	0	36	0	31	0.158 Q4	journal	Productions Animales	1213
 RU	31.46	0.3	127	42	409	127	13	4	0.158 Q4	journal	Russian Journal of Forest Science	1214
 US	0	0	48	33	0	49	0	5	0.156	conference and proceedings	2017 IEEE Conference on Computational Intelligence in Bioinformatics and Computational Biology, CIBCB 2017	1215
 IT	19.27	0.26	994	249	4067	995	211	9	0.156	conference and proceedings	European Biomass Conference and Exhibition Proceedings	1216
 AU	0	0	77	12	0	78	0	4	0.155	conference and proceedings	39th Conference of the Australian Society of Sugar Cane Technologists, ASSCT 2017	1217
 CN	8.26	0.3	474	161	1354	474	164	4	0.155 Q4	journal	Agricultural Research in the Arid Areas	1218
 HR	27.4	0.26	29	7	274	34	10	7	0.154 Q4	journal	Nova Mehanizacija Sumarstva	1219
 ES	0	0	15	7	0	16	0	6	0.153 Q4	book series	Monografies de la Societat d'Historia Natural de les Balears	1220












 US	0	0.63	55	35	0	56	0	3	0.152	conference and proceedings	2019 IEEE International Workshop on Metrology for Agriculture and Forestry, MetroAgriFor 2019 - Proceedings	1221
 CN	32.55	0.32	414	143	4329	414	133	14	0.152 Q4	journal	Forest Research	1222
 FR	0	0.17	7	1	0	7	0	9	0.152 Q4	journal	Hydroecologie Appliquee	1223
 IN	19.24	0.16	359	74	2039	359	106	13	0.151 Q4	journal	Indian Journal of Horticulture	1224
 MK	25.58	0.35	206	80	1023	206	40	5	0.151 Q4	journal	Journal of Hygienic Engineering and Design	1225
 CN	26.02	0.36	328	120	2602	328	100	10	0.151 Q4	journal	Linchan Huaxue Yu Gongye/Chemistry and Industry of Forest Products	1226
 PK	27.82	0.32	95	26	306	95	11	3	0.151 Q4	journal	Pakistan Journal of Phytopathology	1227
 PK	44.47	0.26	75	47	845	112	19	6	0.151 Q4	journal	Proceedings of the Pakistan Academy of Sciences: Part B	1228
 LB	28.27	0.21	99	18	1046	99	37	2	0.149 Q4	journal	Arab Journal of Plant Protection	1229
 IN	20.85	0.45	676	251	3440	677	165	15	0.149 Q4	journal	Ecology, Environment and Conservation	1230











 PL	33.58	0.38	150	73	1276	153	38	13	0.149 Q4	journal	Zywnosc. Nauka. Technologia. Jakosc/Food. Science Technology. Quality	1231
 IT	32.5	0.23	101	28	65	104	2	18	0.148 Q4	journal	Agrochimica	1232
 TH	0	0.69	21	11	0	23	0	6	0.148 Q4	journal	Natural History Bulletin of the Siam Society	1233
 IN	44.88	0.29	44	19	763	44	17	6	0.147 Q4	journal	Biopesticides International	1234
 TR	0	0.48	841	403	0	842	0	20	0.147 Q4	journal	Ekoloji	1235
 JP	24.44	0.3	40	12	220	40	9	19	0.147 Q4	journal	Journal of Insect Biotechnology and Sericology	1236
 NL	18.5	0.65	36	20	74	36	4	21	0.147 Q4	journal	Membrane Technology	1237
 GB	0	0	17	11	0	22	0	4	0.147 Q4	journal	New Journal of Botany	1238
 DE	53	0.2	73	21	53	75	1	11	0.146 Q4	journal	German Journal of Agricultural Economics	1239
 US	0	0	33	16	0	34	0	4	0.146	conference and proceedings	Proceedings - 2016 IEEE International Conference on Functional-Structural Plant Growth Modeling, Simulation, Visualization and Applications, FSPMA 2016	1240












 RU	33.77	0.31	149	39	1925	149	57	4	0.146 Q4	journal	Voprosy Detskoi Dietologii	1241
 DE	57	0.3	10	3	228	10	4	10	0.146 Q4	journal	Waldokologie Online	1242
 DE	1.35	0.06	208	18	467	379	347	24	0.145 Q4	journal	Deutsche Lebensmittel-Rundschau	1243
 AU	0	0.17	9	1	0	9	0	11	0.144 Q4	journal	Muelleria	1244
 CN	26.94	0.28	837	247	9618	837	357	8	0.143 Q4	journal	Journal of the Chinese Cereals and Oils Association	1245
 DE	10.25	0.08	118	15	564	252	55	10	0.142 Q4	journal	Biologie in Unserer Zeit	1246
 NL	0	0	2	9	0	30	0	9	0.142 Q4	book series	Human-Animal Studies	1247
 TH	28.39	0.22	491	125	4769	491	168	14	0.142 Q4	journal	International Agricultural Engineering Journal	1248
 AU	0	0.14	19	4	0	28	0	6	0.142 Q4	journal	Stilt	1249
 GB	6.12	0.04	158	8	465	266	76	17	0.141 Q4	journal	British Wildlife	1250
 CA	35.45	0.43	35	15	390	35	11	2	0.141 Q4	journal	Journal of Survey in Fisheries Sciences	1251












 US	0	0	6	9	0	8	0	4	0.141	conference and proceedings	MHFI 2017 - Proceedings of the 2nd ACM SIGCHI International Workshop on Multisensory Approaches to Human-Food Interaction, Co-located with ICMI 2017	1252
 TH	26.67	0.34	65	22	1547	65	58	3	0.141 Q4	journal	Science and Technology Asia	1253
 TH	29.63	0.36	70	23	1363	70	46	3	0.140 Q4	journal	Current Applied Science and Technology	1254
 KR	30.52	0.21	42	9	1343	42	44	2	0.140 Q4	journal	Food Engineering Progress	1255
 US	0	0.15	19	3	0	20	0	1	0.139	conference and proceedings	Proceedings - 2018 6th International Symposium on Plant Growth Modeling, Simulation, Visualization and Applications, PMA 2018	1256
 NL	7.35	0.04	106	6	147	119	20	6	0.138 Q4	journal	Field Mycology	1257
 DE	0	0.26	62	21	0	62	0	12	0.137 Q4	journal	Berichte uber Landwirtschaft	1258
 FR	0	0.25	16	3	0	16	0	4	0.137 Q4	journal	Bulletin Mensuel de la Societe Linneenne de Lyon	1259
 IN	30	0.16	97	36	30	97	1	10	0.137 Q4	journal	Journal of Applied Horticulture	1260










 CN	28.92	0.29	176	51	2661	176	92	3	0.137 Q4	journal	Journal of Food Science and Technology (China)	1261
 KR	0	0.15	505	78	0	506	0	4	0.137	conference and proceedings	WCTE 2018 - World Conference on Timber Engineering	1262
 JP	3.64	0.09	91	15	120	104	33	22	0.135 Q4	journal	Japanese Journal of Crop Science	1263
 JP	27.69	0.18	55	19	443	59	16	12	0.135 Q4	journal	Japan Journal of Food Engineering	1264
 TW	24.6	0.18	61	12	369	61	15	6	0.135 Q4	journal	Journal of Chinese Soil and Water Conservation	1265
 PK	39	1.36	53	46	39	53	1	9	0.135 Q4	journal	Pakistan Journal of Life and Social Sciences	1266
 BG	35.24	0.21	44	14	599	44	17	17	0.135 Q4	journal	Propagation of Ornamental Plants	1267
 AT	38	0.51	42	26	76	42	2	10	0.135 Q4	journal	Wulfenia	1268
 IN	32.44	0.14	98	14	1038	98	32	7	0.134 Q4	journal	Indian Journal of Agricultural Biochemistry	1269
 US	21.6	0.94	24	16	108	24	5	17	0.134 Q4	journal	Journal of the Professional Association for Cactus Development	1270
 MY	22.93	0.35	58	18	344	61	15	7	0.134 Q4	journal	Malayan Nature Journal	1271









 RU	0	0.88	8	7	0	8	0	15	0.134 Q4	journal	Zhurnal Obshchei Biologii	1272
 CN	30.29	0.27	130	35	2090	130	69	3	0.133 Q4	journal	Journal of Nanjing Agricultural University	1273
 AU	28.82	0.14	12	5	2421	15	84	11	0.133 Q4	journal	Proceedings of the Royal Society of Queensland	1274
 JP	11.5	0	3	1	23	3	2	3	0.133 Q4	trade journal	Sustainable Humanosphere	1275
 US	0	0.26	473	125	0	474	0	5	0.132	conference and proceedings	ASABE 2018 Annual International Meeting	1276
 US	25.4	0.22	25	8	254	25	10	7	0.132 Q4	journal	Bioscene	1277
 US	0	0.24	124	25	0	124	0	24	0.132 Q4	trade journal	INFORM - International News on Fats, Oils and Related Materials	1278
 MY	32.6	0.42	35	20	489	35	15	10	0.132 Q4	journal	Malaysian Journal of Soil Science	1279
 CN	27.4	0.2	1449	300	11590	1449	423	9	0.132 Q4	journal	Modern Food Science and Technology	1280
 IN	32.18	0.38	139	56	17668	139	549	9	0.132 Q4	journal	Plant Cell Biotechnology and Molecular Biology	1281
 IN	28.55	0.25	537	141	8109	537	284	18	0.132 Q4	journal	Research Journal of Chemistry and Environment	1282











 US	0	0.26	113	30	0	114	0	3	0.131	conference and proceedings	2018 7th International Conference on Agro-Geoinformatics, Agro-Geoinformatics 2018	1283
 US	0	0.67	8	6	0	9	0	2	0.131	conference and proceedings	Proceedings of the 4th Workshop on Multimodal Analyses Enabling Artificial Agents in Human-Machine Interaction, MA3HMI 2018 - In conjunction with ICMI 2018	1284
 US	0	0.5	2	1	0	2	0	6	0.130 Q4	journal	USDA Forest Service - Resource Bulletin PNW-RB	1285
 DE	0	0	16	3	0	16	0	22	0.129 Q4	journal	Allgemeine Forst- und Jagdzeitung	1286
 US	31.92	0.13	29	4	383	30	12	15	0.129 Q4	journal	Texas Journal of Science	1287
 US	0	0.15	81	12	0	82	0	3	0.128	conference and proceedings	10th International Livestock Environment Symposium, ILES 2018	1288
 US	0	0	511	104	0	512	0	6	0.128	conference and proceedings	2017 ASABE Annual International Meeting	1289
 GB	98.4	0.19	43	9	492	43	5	19	0.128 Q4	journal	Agricultural History Review	1290
 US	0	0.78	88	70	0	90	0	5	0.128	conference and proceedings	GHTC 2018 - IEEE Global Humanitarian Technology Conference, Proceedings	1291
	0	0.17	10	2	0	10	0	5	0.128 Q4	journal	Insecta Matsumurana	1292










													
	36.09	0.27	162	37	2671	163	74	10	0.128 Q4	journal	Medicinal Plants - International Journal of Phytomedicines and Related Industries	1293	
	0	0	35	8	0	37	0	2	0.128	conference and proceedings	Proceedings of Scientific Papers - More Wood, Better Management, Increasing Effectiveness: Starting Points and Perspective	1294	
	42.71	0.1	101	17	1196	101	28	8	0.127 Q4	journal	Archives of Natural History	1295	
	3.77	0.27	184	18	226	184	60	56	0.126 Q4	trade journal	Food Technology	1296	
	38.5	0.06	56	10	154	59	4	13	0.126 Q4	journal	Industrie Alimentari	1297	
	60.29	0.33	11	4	1025	12	17	2	0.126 Q4	journal	Journal of Buffalo Science	1298	
	29.25	0.18	1310	254	13571	1310	464	7	0.126 Q4	journal	Journal of Chinese Institute of Food Science and Technology	1299	
	0	0	1	0	0	1	0	5	0.125 Q4	book series	Boissiera	1300	
	0	0.1	1	2	0	21	0	3	0.125 Q4	book series	Compendia Rerum Iudaicarum ad Novum Testamentum	1301	
	0	0	1	0	0	1	0	7	0.125 Q4	journal	Cotinga	1302	










													
	0	0	1	0	0	1	0	16	0.125 Q4	book series	Crustaceana Monographs	1303	
	0	0	1	0	0	1	0	10	0.125 Q4	book series	Excellence in Ecology	1304	
	0	0	1	0	0	1	0	2	0.125 Q4	book series	Fauna of Suriname	1305	
	72.88	0.48	1	109	9547	238	131	6	0.125 Q4	book series	Food Chemistry, Function and Analysis	1306	
	0	0	1	0	0	1	0	1	0.125 Q4	trade journal	Great Lakes TPA Magazine	1307	
	0	0.34	45	16	0	47	0	2	0.125	conference and proceedings	Increasing the Use of Wood in the Global Bio-Economy - Proceedings of Scientific Papers	1308	
	0	0	1	0	0	1	0	13	0.125 Q4	journal	NAFO Scientific Council Studies	1309	
	0	0	17	8	0	20	0	3	0.124	conference and proceedings	2017 IEEE Mexican Humanitarian Technology Conference, MHTC 2017	1310	
	0	0	14	2	0	20	0	11	0.124 Q4	journal	Cattle Practice	1311	
	32.11	0.02	69	3	867	75	27	3	0.124 Q4	journal	Elelmiszervizsgalati Kozlemenyek	1312	









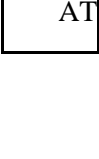

 JP	22.28	0.08	114	20	646	115	29	15	0.124 Q4	journal	JOURNAL of THE JAPANESE FORESTRY SOCIETY, The	1313
 CO	0	0.07	23	12	0	30	50	8	0.124 Q4	journal	Ornitologia Colombiana	1314
 DE	0	0	14	1	0	14	0	10	0.123 Q4	journal	Forstarchiv	1315
 PR	86.67	0.13	46	6	520	46	6	10	0.123 Q4	journal	Journal of Agriculture of the University of Puerto Rico	1316
 US	0	0.63	77	50	0	80	0	5	0.123	conference and proceedings	Proceedings of the 4th IEEE International Conference on Advances in Electrical and Electronics, Information, Communication and Bio-Informatics, AEEICB 2018	1317
 FR	7.3	0.04	166	8	599	205	82	10	0.123 Q4	journal	Techniques - Sciences - Methodes	1318
 FR	0	0.14	20	5	0	20	0	13	0.122 Q4	journal	Bulletin de la Societe Zoologique de France	1319
 FR	0	0	86	19	0	88	0	3	0.122	conference and proceedings	Precision Livestock Farming 2017 - Papers Presented at the 8th European Conference on Precision Livestock Farming, ECPLF 2017	1320
 DE	0.5	0.23	117	39	31	182	62	7	0.121 Q4	journal	European Food and Feed Law Review	1321











 IT	0	0	11	5	0	13	0	2	0.121	conference and proceedings	International Food Operations and Processing Simulation Workshop, FoodOPS 2017, Held at the International Multidisciplinary Modeling and Simulation Multiconference, I3M 2017	1322
 BG	0	0.33	50	17	0	52	0	2	0.12	conference and proceedings	Digitalisation and Circular Economy: Forestry and Forestry Based Industry Implications - Proceedings of Scientific Papers	1323
 US	0	0.53	82	47	0	89	0	4	0.12	conference and proceedings	Proceeding - 5th International Conference on Engineering, Applied Sciences and Technology, ICEAST 2019	1324
 KR	22.92	0.1	29	3	596	29	26	1	0.119 Q4	journal	Analytical Science and Technology	1325
 DE	0	0.12	26	7	0	27	0	21	0.119 Q4	journal	Landbauforschung Volkenrode	1326
 US	0	0.33	37	13	0	39	0	2	0.119	conference and proceedings	Proceedings of 2019 IEEE 7th International Conference on Bioinformatics and Computational Biology, ICBCB 2019	1327
 JP	13.25	0.23	142	32	742	153	56	12	0.118 Q4	journal	AMA, Agricultural Mechanization in Asia, Africa and Latin America	1328
 RO	0	0.08	87	3	0	87	0	5	0.117 Q4	journal	Brukenthal. Acta Musei	1329










 PK	0	0.14	69	12	0	69	0	5	0.117 Q4	journal	Pakistan Journal of Scientific and Industrial Research Series B: Biological Sciences	1330
 US	2.95	0.16	85	24	62	121	21	9	0.117 Q4	trade journal	Resource: Engineering and Technology for Sustainable World	1331
 US	0	0.2	354	72	0	355	0	3	0.116	conference and proceedings	2019 ASABE Annual International Meeting	1332
 GB	12.21	0.1	132	19	354	132	29	20	0.116 Q4	journal	International Sugar Journal	1333
 IE	0	0.11	103	11	0	104	0	2	0.116	conference and proceedings	Precision Livestock Farming 2019 - Papers Presented at the 9th European Conference on Precision Livestock Farming, ECPLF 2019	1334
 AU	0	0.11	56	6	0	80	0	10	0.116 Q4	journal	Victorian Naturalist	1335
 IR	32.4	0.11	35	4	1685	35	52	2	0.115 Q4	journal	Iranian Journal of Nutrition Sciences and Food Technology	1336
 IN	39.58	0.13	61	8	1781	61	45	1	0.115 Q4	journal	Journal of Human Ecology	1337
 CN	33.8	0.18	88	16	1690	88	50	11	0.115 Q4	journal	Journal of the Zhejiang University - Agriculture and Life Science	1338
 SA	0	0	11	1	0	11	0	13	0.114 Q4	journal	Arab Gulf Journal of Scientific Research	1339






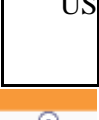




 DE	0	0.28	39	11	0	40	0	17	0.114 Q4	journal	Archiv fur Lebensmittelhygiene	1340
 IN	0	0.15	13	2	0	13	0	16	0.114 Q4	journal	Phytomorphology: An International Journal of Plant Morphology	1341
 IN	0	0.04	38	5	0	45	0	12	0.114 Q4	journal	Potato Journal	1342
 RS	0	0.27	24	7	0	26	0	2	0.113	conference and proceedings	29th International Conference on Wood Science and Technology, ICWST 2018: Implementation of Wood Science in Woodworking Sector - Proceedings	1343
 HR	0	0	31	6	0	33	0	2	0.112	conference and proceedings	28th International Conference on Wood Science and Technology, ICWST 2017: Implementation of Wood Science in Woodworking Sector	1344
 IN	17.94	0.32	202	46	1740	202	97	7	0.112 Q4	journal	Annals of Biology	1345
 US	0	0.07	171	14	0	227	0	18	0.112 Q4	trade journal	BioCycle	1346
 DE	0	0.1	125	12	0	125	0	16	0.112 Q4	trade journal	Fleischwirtschaft	1347
 IL	0	0	2	0	0	2	0	7	0.112 Q4	trade journal	International Water and Irrigation	1348











 BE	0	0.33	3	1	0	3	0	8	0.112 Q4	book series	Scripta Botanica Belgica	1349
 GB	0	0	18	1	0	20	0	1	0.112	conference and proceedings	Seismic Performance of Soil-Foundation-Structure Systems - Selected papers from the International Workshop on Seismic Performance of Soil-foundation-structure systems, 2016	1350
 US	0	0	2	0	0	2	0	11	0.112 Q4	journal	USDA Forest Service - Research Papers RMRS	1351
 BE	0	0.11	52	6	0	54	0	2	0.111	conference and proceedings	10th International Conference on Simulation and Modelling in the Food and Bio-Industry 2018, FOODSIM 2018	1352
 FR	0	0.07	107	14	0	108	0	12	0.111 Q4	journal	Fourrages	1353
 GB	65.39	0.1	59	15	1177	66	18	8	0.111 Q4	journal	Journal for the Study of Religion, Nature and Culture	1354
 JP	0	0	19	1	0	19	0	4	0.111 Q4	journal	Rinsan Shikenj Oha/Journal of the Hokkaido Forest Products Research Institute	1355
 TR	74	0.19	44	8	148	44	2	14	0.111 Q4	journal	Yerbilimleri/ Earth Sciences	1356
 US	0	0.5	119	60	0	121	0	3	0.11	conference and proceedings	2019 IEEE Global Humanitarian Technology Conference, GHTC 2019	1357











 IT	0	0.2	3	1	0	5	0	1	0.11	conference and proceedings	5th International Food Operations and Processing Simulation Workshop, FoodOPS 2019	1358
 US	0	0	44	15	0	46	0	4	0.11	conference and proceedings	Environmental Engineering V - Proceedings of the 5th National Congress of Environmental Engineering	1359
 CN	0	0.12	280	26	0	280	0	2	0.110 Q4	journal	Journal of Food Science and Biotechnology	1360
 FR	0	0.03	101	6	0	119	0	13	0.110 Q4	journal	Revue Forestiere Francaise	1361
 IN	0	0.07	98	13	0	133	0	2	0.109 Q4	journal	Indian Journal of Nematology	1362
 GB	0	0.18	87	11	0	103	1	8	0.108 Q4	journal	Food Science and Technology	1363
 AE	36.67	0.33	3	1	220	3	6	1	0.108 Q4	journal	Journal of Aridland Agriculture	1364
 IN	45.38	0.11	61	7	5808	61	128	2	0.108 Q4	journal	Journal of Experimental Biology and Agricultural Sciences	1365
 TW	20.05	0.06	77	4	441	77	22	3	0.108 Q4	journal	Journal of Taiwan Agricultural Engineering	1366
 AT	0	0.08	72	6	0	73	0	7	0.108 Q4	journal	Journal of the Austrian Society of Agricultural Economics	1367











 US	0	0.17	107	19	0	109	0	2	0.108	conference and proceedings	Proceedings - 2019 7th International Engineering, Sciences and Technology Conference, IESTEC 2019	1368
 AU	0	0	3	0	0	4	0	1	0.108 Q4	journal	Sunbird	1369
 PK	0.42	0.03	77	3	11	93	26	5	0.107 Q4	trade journal	Pakistan Textile Journal	1370
 IT	0	0.14	24	4	0	27	0	17	0.107 Q4	journal	Theoretical Biology Forum	1371
 TT	0	0.1	76	7	0	77	0	17	0.107 Q4	journal	Tropical Agriculture	1372
 US	82.9	0.14	11	1	829	11	10	18	0.107 Q4	journal	USDA Forest Service - General Technical Report PNW	1373
 DE	0	0.06	48	9	0	55	0	9	0.107 Q4	journal	Zeitschrift fur Arznei- und Gewurzpflanzen	1374
 US	0	0.27	43	12	0	44	0	3	0.106	conference and proceedings	2018 12th International Conference on Electromagnetic Wave Interaction with Water and Moist Substances, ISEMA 2018	1375
 GB	2.83	0.06	4	7	65	116	23	22	0.106 Q4	journal	Biologist	1376
 CO	0	0.5	4	2	0	4	0	1	0.106 Q4	journal	Conservacion Colombiana	1377












 IT	0	0.4	8	4	0	10	0	1	0.106	conference and proceedings	International Food Operations and Processing Simulation Workshop, FoodOPS 2018	1378
 SA	34.59	0.08	20	2	588	20	17	8	0.106 Q4	journal	Journal of King Abdulaziz University, Marine Science	1379
 CN	8.62	0.15	160	22	500	160	58	8	0.106 Q4	journal	Journal of Plant Resources and Environment	1380
 CZ	0	0	4	0	0	4	0	0	0.106 Q4	journal	Silva Gabreta	1381
 AU	0	0.12	56	7	0	58	0	3	0.105	conference and proceedings	40th Annual Conference Australian Society of Sugar Cane Technologists, ASSCT 2018	1382
 DE	0	0.09	9	1	0	11	0	1	0.105	conference and proceedings	Advances in Mass Data Analysis of Images and Signals with Applications in Medicine, r/g/b Biotechnology, Food Industries and Dietetics, Biometry and Security, Agriculture, Drug Discover, and System B	1383
 VE	53.56	0.03	60	4	857	62	16	7	0.105 Q4	journal	Agroalimentaria	1384
 US	0	0.11	21	4	0	33	0	8	0.105 Q4	journal	Journal of Wildlife Rehabilitation	1385
 PL	39.67	0.2	5	1	595	5	15	1	0.105 Q4	journal	Roczniki Naukowe Zootechniki	1386






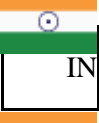




 TW	26.61	0.06	74	4	479	74	18	4	0.105 Q4	journal	Taiwanese Journal of Agricultural Chemistry and Food Science	1387
 US	0	0.03	258	10	0	398	0	27	0.104 Q4	journal	American Bee Journal	1388
 IN	20.86	0.28	162	33	584	162	28	7	0.104 Q4	journal	Annals of Agri Bio Research	1389
 AU	0	0	6	0	0	10	0	24	0.104 Q4	journal	Food Australia	1390
 US	0	0	43	1	0	45	0	1	0.104	conference and proceedings	Food, Pharmaceutical and Bioengineering Division 2017 - Core Programming Area at the 2017 AIChE Annual Meeting	1391
 IN	0	0	36	23	0	36	0	9	0.104 Q4	journal	Journal of Advanced Zoology	1392
 CZ	0	0.28	101	29	0	102	0	3	0.104	conference and proceedings	Public Recreation and Landscape Protection - With Sense Hand in Hand... Conference Proceeding	1393
 AU	0	0	6	0	0	7	0	4	0.104 Q4	journal	South Australian Ornithologist	1394
 US	0	0	6	0	0	6	0	5	0.104 Q4	journal	USDA Forest Service - Research Note RMRS-RN	1395
 AU	0	0.05	60	3	0	62	0	3	0.103	conference and proceedings	41st Annual Conference - Australian Society of Sugar Cane Technologists 2019	1396






 AU	0	0	89	4	0	89	0	10	0.103 Q4	trade journal	Agricultural Commodities	1397
 ZA	0	0	22	1	0	32	0	2	0.103 Q4	journal	Honeyguide	1398
 GB	40.68	0.1	26	2	895	26	22	12	0.103 Q4	journal	International Journal of Postharvest Technology and Innovation	1399
 IN	24.63	0.07	37	3	468	41	19	1	0.103 Q4	journal	Pesticide Research Journal	1400
 BE	0	0	13	0	0	15	0	2	0.102	conference and proceedings	Bulletin of the International Dairy Federation	1401
 FR	38.09	0.13	62	8	419	63	11	11	0.102 Q4	journal	Etudes Rurales	1402
 US	0	0.03	34	1	0	36	0	1	0.102	conference and proceedings	Food, Pharmaceutical and Bioengineering Division 2018 - Core Programming Area at the 2018 AIChE Annual Meeting	1403
 GB	2.38	0.01	123	3	31	257	13	8	0.102 Q4	trade journal	International Pest Control	1404
 DE	0	0.06	209	14	0	280	73	7	0.102 Q4	journal	Natur und Recht	1405
 US	0	0.01	125	1	0	127	0	1	0.102	conference and proceedings	Paper Conference and Trade Show, PaperCon 2018	1406

 US	0	0	11	2	0	13	0	3	0.102	conference and proceedings	Proceedings - 2016 24th Austrian Workshop on Microelectronics, Austrochip 2016	1407
 GB	177	0	13	1	177	29	1	2	0.102 Q4	journal	World Agriculture	1408
 DE	0	0	12	2	0	14	0	9	0.102 Q4	journal	Zoologische Garten	1409
 US	0	0.03	31	1	0	33	0	1	0.101	conference and proceedings	9th International Conference on Electromagnetic Wave Interaction with Water and Moist Substances, ISEMA 2011	1410
 GB	0	0	134	1	0	146	0	4	0.101 Q4	journal	Animal Technology and Welfare	1411
 IN	0	0	28	0	0	28	0	18	0.101 Q4	journal	Annals of Arid Zone	1412
 IN	10.85	0.06	41	3	293	48	27	9	0.101 Q4	trade journal	Asian Textile Journal	1413
 GB	0	0	23	0	0	46	0	22	0.101 Q4	journal	British Birds	1414
 FR	0	0	114	1	0	159	51	2	0.101 Q4	journal	Correspondances en MHND	1415
 IN	0	0	25	1	0	25	0	10	0.101 Q4	trade journal	Indian Journal of Sericulture	1416

	3.06	0.01	52	1	236	70	77	1	0.101 Q4	trade journal	INFORM	1417
	0	0.2	21	2	0	21	0	13	0.101 Q4	journal	Journal of Bamboo and Rattan	1418
	9.73	0	33	0	146	33	15	6	0.101 Q4	journal	Journal of the Yamashina Institute for Ornithology	1419
	0	0.05	40	2	0	40	0	1	0.101 Q4	journal	Nigerian Journal of Nutritional Sciences	1420
	0	0	97	5	0	99	0	2	0.101	conference and proceedings	Paper Conference and Trade Show, PaperCon 2017: Renew, Rethink, Redefine the Future	1421
	0	0	18	0	0	19	0	0	0.101	conference and proceedings	Proceedings of the 9th International Congress FLOUR-BREAD 2017 - 11th Croatian Congress of Cereal Technologists	1422
	0	0	21	0	0	22	0	0	0.101	conference and proceedings	PulPaper 2018	1423
	0	0.14	18	2	0	21	0	6	0.101 Q4	journal	Sylvia	1424
	0	0	17	0	0	17	0	0	0.101 Q4	trade journal	Timber Bulletin	1425
	0	0	98	1	0	99	0	1	0.1	conference and proceedings	3rd IMEKOFODDS Conference: Metrology Promoting Harmonization and Standardization in Food and Nutrition	1426

												
	0	0	51	0	0	52	13	5	0.100 Q4	trade journal	American Forests	1427
	0	0	54	0	0	80	0	9	0.100 Q4	journal	Biofutur	1428
	0	0	206	1	0	351	13	6	0.100 Q4	journal	Dairy Industries International	1429
	0	0	80	0	0	110	0	3	0.100 Q4	journal	Ernahrung	1430
	0	0	57	3	0	3740	0	1	0.100 Q4	trade journal	Food Manufacture	1431
	0	0	94	0	0	95	0	0	0.1	conference and proceedings	IECA Annual Conference and Expo 2019	1432
	0	0	87	1	0	87	0	5	0.100 Q4	trade journal	Indian Silk	1433
	0	0	114	0	0	114	47	1	0.100 Q4	trade journal	Northern Logger and Timber Processor	1434
	0	0.03	121	2	0	121	0	8	0.100 Q4	trade journal	Paper360	1435
	8.25	0.01	154	1	99	242	12	10	0.100 Q4	journal	Seibutsu-kogaku Kaishi	1436

 NL	0	0	63	4	0	214	0	2	0.100 Q4	journal	Spore	1437
 US	105.81	4.57	0	149	2751	40	26	63		journal	Advances in Marine Biology	1438
 PH	54.64	0.4	914	360	5737	914	105	11		journal	Asia Life Sciences (discontinued)	1439
 US	16.33	0	0	0	98	0	6	2		trade journal	Forest Chemicals Review	1440
 PK	32	0.83	19	21	32	19	1	22		journal	International Journal of Botany (discontinued)	1441
 IN	27.14	0.6	355	212	10042	355	370	6		journal	International Journal on Emerging Technologies (discontinued)	1442
 IN	34.33	0	0	0	3158	0	92	1		journal	Journal of Applied and Natural Science	1443
 CN	28.04	0	0	0	6253	0	223	2		journal	Journal of Fruit Science	1444
 US	46.5	0	0	0	93	0	2	3		journal	Journal of Research on the Lepidoptera	1445
 JP	27.33	0.59	99	45	656	99	24	17		journal	Journal of the Faculty of Agriculture, Kyushu University (discontinued)	1446

 GB	13	0	0	0	299	0	23	0		conference and proceedings	Modern Engineered Bamboo Structures - Proceedings of the Sustainable Bamboo Building Materials Symposium of BARC 2018 and 3rd International Conference on Modern Bamboo Structures, ICBS 2018	1447
 GB	321.4	6.27	0	120	3214	23	10	49		book series	Oceanography and Marine Biology	1448
 IN	27.56	0.27	2159	548	45831	2159	1663	10		journal	Plant Archives (discontinued)	1449
 PL	27.74	0	0	0	1082	0	39	1		journal	Progress in Plant Protection	1450
 CN	40.59	0	0	0	29547	0	728	4		journal	Shipin Kexue/Food Science	1451